



# MEGACONVEY

Conveyor Belts



# INDEX

The Company	<b>2</b>
Belt Characteristics and Applications	<b>3</b>
Top Cover Structures	<b>6</b>
Belt Characteristics	<b>10</b>
Recommended Uses	<b>18</b>
Profiles for Conveyor Belts	<b>22</b>
Spondaflex Profile - Sidewall	<b>23</b>
Characteristics of Profiles	<b>24</b>
Power Transmission Flat Belts	<b>27</b>
Beltex P.T. Belts and Machine Tapes	<b>29</b>
Metal Fasteners	<b>31</b>
Tools and Equipments for Belt Fabrication	<b>32</b>
Drum Pulley Lagging	<b>33</b>
Power Turn Conveyor Belts	<b>34</b>
Perforated Belts	<b>35</b>
Plastic Elevator Buckets	<b>36</b>



## **SAMPLA BELTING; GOLD STANDARD IN ITALIAN MANUFACTURING**

---

Founded in 1962, Sampla is now the Conveyor production business unit for the whole of Megadyne Group.

---

Headquartered in Italy (Agrate Brianza), and with manufacturing facilities in Italy, Turkey and in the United States, in addition to standard conveyor belts, Sampla designs in collaboration with leading worldwide manufacturers, innovative and customized solutions for exclusive (unique) applications, distributing its products throughout the world thanks to the wide and extensive sales network. Product engineering and a wide range, focus on customers and their specific requirements: these are the values that guide the division, in perfect accord with the characteristics that distinguish the Megadyne Group worldwide.

Sampla produces conveyor belts for a wide range of applications in medium light industrial sectors, such as in food processing, logistics, textile industry, wood and stone industry.

The high production capacity and product quality, make Sampla the ideal partner, able to offer complete solutions and related to the customer needs, always with the high standard that distinguishes the made in Italy.

Thanks to the company commitment in Research and Development, Sampla is able to offer, in addition to products ever more efficient and innovative, custom-made solutions to meet any request.

 **MEGADYNE CO. //**





**BELTS  
CHARACTERISTICS  
& APPLICATIONS**

# BELTS

## CHARACTERISTICS & APPLICATIONS

### B SERIES

Polyester fabric conveyor belts with PU impregnated fabrics having low coefficient of friction. Highly resistant to abrasion. Suitable for single load conveying, cutting benches, textile industry applications, conveyors with lateral push, and roll-up doors. Also recommended for use in presence of grease, oily or fatty substances and non-aggressive chemical agents.

### D SERIES

90° Shore A top cover. Matt surface PVC. High resistance to abrasion of the carrying surface. Conveyors for product accumulation and transverse deflectors, magnetic elevators for cans, wood shaving equipment, cutting machines and automatic die cutting machines.

### E SERIES

White and green 75° Shore A food approved and ATEX certified PVC belts. Belts are antistatic per DIN & ISO norms and are suitable for use in most environments with risk of explosion. Suitable for all phases of sugar processing and as a bucket elevator in flour mills, citrus processing and preservatives industry.

### F SERIES

Food grade PVC belts. Good resistance to animal fats, vegetables, and mineral oils. These belts are suitable for conveying food as per FDA and European regulations. The 'F' series also includes belts with blue covers designated as 'BL'. Type F10/AB has an antibacterial cover and has HACCP approval. Double cover belts are used in agriculture as well as food processing industries. Types with flexible weft such as F21 are suitable for power turn or curve conveyors. Type F21/K is embossed with an original Sampla horse shoe shaped structure for incline conveying of bulk products. Type F61/10.5 is also used as an elevator belt for fat and oily products where there is no risk of explosion.

### G SERIES

56° Shore A cover hardness. Belts with special impression surfaces for use on wood polishing, gauging and sanding machines.

### H SERIES

Conveyor belts with non-toxic and non-adhesive silicone covers and polyester fabrics. Used on automatic packaging machines, wrapping machines or any other types or use where non-adhesive conveyor belts are necessary. Very good release properties and therefore ideal for conveying of sticky products.

### L SERIES

Soft, 46° to 55° Shore A PVC cover hardness belts. Belts in this range have a very elastic and soft cover with a high coefficient of friction. The large variety of patterns ensures the availability of the right belt for any application where a high grip is required. "H" saw-tooth structure is used on steep conveyors. Type L91/V is specific for marble and ceramic polishing machines whenever a high coefficient of friction is required.

### MG SERIES

55° Shore A cover hardness PVC belts specifically designed for marble, granite, ceramic polishing and gauging machines. Bottom side fabric has a PU impregnation for a low coefficient of friction. These belts usually feature a 4 ply carcass with very low elongation and high resistance to cutting. When embossed with the "Y" surface structure it allows for easy draining of water and no movement of the marble slab or ceramic product conveyed during processing.

## **N SERIES**

PVC construction with different cover hardness depending on various possible uses. All types are self-extinguishing / flame retardant as per DIN – ISO – AFNOR norms. These belts are used in airport and postal installations, where low-noise, self-extinguishing and antistatic properties are requested for safety reasons. Dock-shelter belts are available both with rigid and flexible weft.

## **P SERIES**

85°, 88° or 92° Shore A polyurethane belts. This series features excellent resistance to vegetable, animal, and mineral fats and oils, as well as many other chemicals products. P Series belts are suitable for contact with all kinds of food products as per FDA/USDA, and European regulations and have a high resistance to abrasion.

Belts are available with white, green, blue and clear covers and have a variety of characteristics combinations so belts are available both antistatic and not-antistatic, with rigid and with flexible weft. Specific types are indicated for power turn conveyors and for metal detectors

## **R SERIES**

Raw fabric (bare by bare) belts with fabric surfaces made of polyester, cotton, or a special cotton/polyester blend designed to cleanly release dough in bakery applications. Available with a rigid or flexible weft with PU or PVC inter ply, these belts are mainly used to convey fresh dough, baked goods and bread, both before and after the baking oven. These belts are also suitable for use on packaging machines with or without product accumulation.

## **SAM SERIES**

SAM belts are made with polyester felt covers impregnated with a special rubber blend. Excellent resistance to abrasion and to temperatures up to 120° C when metal laced. Good resistance to oils, fats and many chemical agents. Conveyor belts are mainly used in the car panel stamping industry as well as in postal, airport and logistics installations. Antistatic versions of the SAM belts are used in electronic, optical, and computer industry.

## **T SERIES**

Conveyor belts designed for treadmill applications, available with four different patterns and one or two ply versions.

## **U SERIES**

74 Shore A hardness PVC belts with good resistance to abrasion and cutting. Suitable for conveying in the presence of mineral oils, hydrocarbons, and detergents. Standard belts for general conveying purposes. Big variety of characteristics combinations and top cover structures to meet all possible conveying requirements.

Types U61/V, U91/V and U121/4F are used for stone and ceramics processing machines and have specially designed top cover structures.

## **V SERIES**






92° Shore A cover hardness. Belts with transparent Polyolefin cover and polyester fabrics. Conveyor belts specially designed for tobacco processing plants and approved for use by the major tobacco manufactures.

# STANDARD COLORS

The colors printed in this catalogue may not exactly represent the colors of our products.

*Please request a sample to verify the belt's color.*

## TOP COVER STRUCTURES





White



Petrol Green



Black



Apple Green



Light Blue



Dark Green



Green



Anthracite



Dark Blue




Grey




Transparent

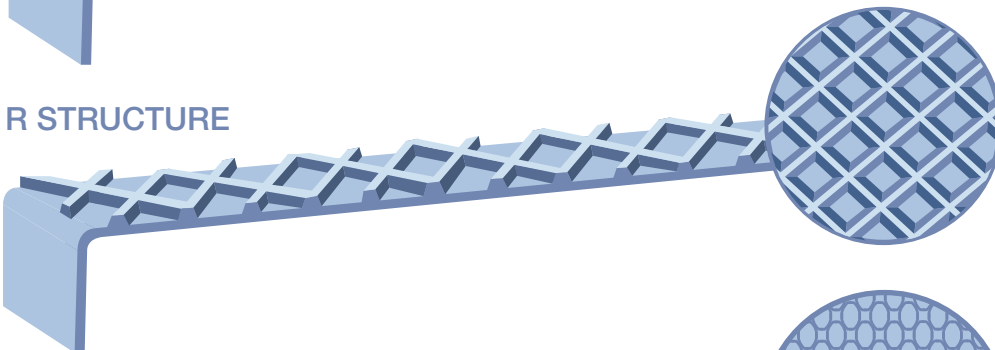
Y STRUCTURE




U STRUCTURE




R STRUCTURE



E STRUCTURE



P STRUCTURE






# STANDARD COLORS

The colors printed in this catalogue may not exactly represent the colors of our products.


*Please request a sample to verify the belt's color.*

## TOP COVER STRUCTURES


C STRUCTURE




M STRUCTURE




LG STRUCTURE



B STRUCTURE



BW STRUCTURE





White



Petrol Green



Black



Apple Green



Light Blue



Dark Green



Green



Anthracite



Dark Blue




Grey




Transparent


K STRUCTURE




F STRUCTURE




Z STRUCTURE




A STRUCTURE



N STRUCTURE



L STRUCTURE



## SURFACE PATTERNS

<b>A</b>	MATT
<b>Z</b>	NEGATIVE PYRAMID
<b>T</b>	SAW TOOTH
<b>BW</b>	BASKET WEAVE
<b>M</b>	SUPERGRIP
<b>LG</b>	LONGITUDINAL GROOVES
<b>B</b>	MINI ROUGH TOP
<b>C</b>	COIN
<b>F</b>	SNAKESKIN
<b>H</b>	STAGGERED SAWTOOTH 1
<b>H2</b>	STAGGERED SAWTOOTH 2
<b>K</b>	HORSESHOE
<b>N</b>	LIGHT FABRIC
<b>R</b>	RHOMBUS
<b>V</b>	DIMPLE 1
<b>RV</b>	DIMPLE 2
<b>Y</b>	Y STRUCTURE
<b>E</b>	INVERTED OVAL
<b>L</b>	ROUGH
<b>P</b>	LOW SUPERGRIP
<b>U</b>	CAPSULE STUD

## MATERIAL

<b>PVCCON</b>	PVC, LIMITED OIL RESISTANT
<b>PVCEXCON</b>	PVC, OIL AND FAT RESISTANT
<b>FABCON</b>	FABRIC
<b>PUCON</b>	THERMOPLASTIC POLYURETHANE
<b>PESCON</b>	COPOLYESTER THERMOPLASTIC
<b>POLYCON</b>	POLYOLEFINE
<b>FELTCON</b>	FELT
<b>SILCON</b>	SILICONE
<b>NITCON</b>	SYNTHETIC RUBBER
<b>MEGABLUE</b>	THERMOPLASTIC POLYURETHANE

## TYPE OF FABRIC

<b>LR</b>	LIGHT RIGID
<b>R</b>	RIGID
<b>RR</b>	EXTRA RIGID
<b>F</b>	FLEXIBLE
<b>C</b>	100% COTTON
<b>RC</b>	POLYESTER - COTTON RIGID
<b>FC</b>	POLYESTER - COTTON FLEXIBLE
<b>RX</b>	WHISPER - RIGID
<b>FX</b>	WHISPER - FLEXIBLE
<b>RH</b>	RIGID - HIGH POWER
<b>FH</b>	FLEXIBLE - HIGH POWER
<b>K</b>	FELT

## COVER MATERIAL

<b>00</b>	BARE
<b>U0</b>	TPU IMPREGNATED
<b>V0</b>	PVC IMPREGNATED
<b>E0</b>	POLYESTER IMPREGNATED
<b>Y0</b>	POLYOLEFINE IMPREGNATED
<b>R0</b>	RUBBER IMPREGNATED
<b>S0</b>	SILICONE IMPREGNATED
<b>V....</b>	PVC COATED
<b>U....</b>	PU COATED
<b>E....</b>	POLYESTER COATED
<b>Y....</b>	POLYOLEFINE COATED
<b>S....</b>	SILICONE COATED

## BELT CHARACTERISTICS

SERI	SAMPLA REF	INFORMATION	ARTICLE NO	NEW DESCRIPTION	MATERIAL	PLIES	TYPE OF FABRIC	
P	P6	P6 (XP106/LL)	KD1WH0803	PUCON	1LR/5 W08 U0/U03 AS FA	TPU	1	LR
	P6/A	P6/A	KD1WH0802	PUCON	1LR/5 W08 U0/U03A AS FA	TPU	1	LR
	P6/A non-AS	P6/A non-AS	KD1WH0801	PUCON	1LR/5 W08 U0/U03A FA	TPU	1	LR
	P6/A/BL	P6/A/BL (XP106/A/BL)	KD1LB0802	PUCON	1LR/5 LB08 U0/U03A AS FA	TPU	1	LR
	PV6/A	PV6/A	KD1DG0801	PUCON	1LR/5 DG08 U0/U03A AS FA	TPU	1	LR
	P11/A	P11/A	KD1WH1102	PUCON	1LR/4 W11 U0/U05A AS AR FA	TPU	1	LR
	P11/A non-AS	P11/A non-AS	KD1WH1101	PUCON	1LR/4 W11 U0/U05A AR FA	TPU	1	LR
	P7/A	P7/A	KD1WH1301	PUCON	1RR/7 W13 U0/U05A AS FA	TPU	1	RR
	P7/Z	P7/Z	KD1WH1501	PUCON	1RR/7 W15 U0/Z AS FA	TPU	1	RR
	P8	P8	KD2WH1302	PUCON	2LR/8 W13 U0/U03 AS FA	TPU	2	LR
	P8/A	P8/A	KD2WH1303	PUCON	2LR/8 W13 U0/U03A AS FA	TPU	2	LR
	P8/A BF	P8/A BF	KD2WH1401	PUCON	2F/6 W14 U0/U03A FA	TPU	2	F
	P8/A/BL	P8/A/BL	KD2LB1301	PUCON	2LR/8 LB13 U0/U03A AS FA	TPU	2	LR
	P8/Z/BL	P8/Z/BL	KD2LB1501	PUCON	2LR/8 LB15 U0/Z AS FA	TPU	2	LR
	PV8/A	PV8/A	KD2DG1301	PUCON	2LR/8 DG13 U0/U03A AS FA	TPU	2	LR
	P9/A	P9/A	KD2WH1301	PUCON	2LR/6 W13 U0/U03A AS FA	TPU	2	LR
	P9/A PX	P9/A PX	KD2WH1304	PUCON	2LR/6 W13 U0/U03A AS FA HR	TPU	2	LR
	P9/Z	P9/Z	KD2WH1501	PUCON	2LR/6 W15 U0/Z AS FA	TPU	2	LR
	P9/A/BL	P9/A/BL (XP209/03.0/BL/BL)	KD2LB1302	PUCON	2LR/6 LB13 U0/U03A AS FA	TPU	2	LR
	P10/A	P10/A	KD2WH1601	PUCON	2LR/8 W16 U0/U04A AS FA	TPU	2	LR
	P10/A/BL	P10/A/BL	KD2LB1602	PUCON	2LR/8 LB16 U0/U04A AS FA	TPU	2	LR
	P20/A	P20/A	KD2WH2401	PUCON	2R/13 W24 U0/U06A AS AR FA	TPU	2	R
	P20/A/BL	P20/A/BL	KD2LB2401	PUCON	2R/13 LB24 U0/U06A AS AR FA	TPU	2	R
	PV10/A	PV10/A	KD2DG1601	PUCON	2LR/8 DG16 U0/U04A AS FA	TPU	2	LR
	P13/A/BN	P13/A/BN	KD1WH1801	PUCON	1RH/20 W18 U0/U03A AS AR FA	TPU	1	RH
	P19/B	P19/B (XP210/B)	KD2WH2402	PUCON	2R/8 W24 U0/B AR FA	TPU	2	R
	P20/B	P20/B	KD2WH2801	PUCON	2R/13 W28 U0/B AS AR FA	TPU	2	R
	P21/A/TR	P21/A/TR (XP210/TR/05.0/AS)	KD2TR1901	PUCON	2LR/8 TR19 U0/U05A AS AR FA	TPU	2	LR
	P22/A/TR	P22/A/TR (XP210/TR/09.0/AS)	KD2TR2301	PUCON	2LR/8 TR23 U0/U09A AS AR FA	TPU	2	LR
	P24/A/TR	P24/A/TR (XP214/TR18.0)	KD2TR4001	PUCON	2R/15 TR40 U0/U18A AS AR FA	TPU	2	R
	P24/A/DG	P24/A/DG	KD2DG4001	PUCON	2R-RX/14 DG40 U0/U20A AS AR FA	TPU	2	RX
	PN20/A	PN20/A	KD2BL2301	PUCON	2R/13 B23 00/U05A AR	TPU	2	R
	PN30/A	PN30/A	KD3BL2501	PUCON	3R/50 B25 00/U04A AR	TPU	3	R
P350/A/NR	P350/A/NR	KD3BL2601	PUCON	3RH/50 B26 00/U04A AR	TPU	3	RH	
F	F6	F6	KB1WH1201	PVCEXCON	1LR/5 W12 U0/V07 FA	PVC	1	LR
	F10	F10	KB2WH2003	PVCEXCON	2LR/8 W20 U0/V05 FA	PVC	2	LR
	F10/AB	F10/AB	KB2DB2002	PVCEXCON	2LR/8 DB20 U0/V05 FA AB	PVC	2	LR
	F10/BL	F10/BL	KB2DB2001	PVCEXCON	2LR/8 DB20 U0/V05 FA	PVC	2	LR
	F10/Z	F10/Z	KB2WH2301	PVCEXCON	2LR/8 W23 U0/Z FA	PVC	2	LR
	F10/09.0	F10/09.0 (XF210/BN)	KB2WH2402	PVCEXCON	2LR/8 W24 U0/V09 FA	PVC	2	LR
	F10/09.0/BL	F10/09.0/BL	KB2DB2402	PVCEXCON	2LR/8 DB24 U0/V09 FA	PVC	2	LR
	F20	F20	KB2WH2604	PVCEXCON	2R/12 W26 U0/V08 FA	PVC	2	R
	F21	F21	KB2WH2601	PVCEXCON	2F/12 W26 U0/V08 FA	PVC	2	F
	F21/BL	F21/BL (XF221/BL)	KB2DB2602	PVCEXCON	2F/12 DB26 U0/V08 FA	PVC	2	F

## CHARACTERISTICS

<b>AS</b>	ANTISTATIC
<b>AR</b>	ABRASION RESISTANT
<b>CR</b>	CUT RESISTANT
<b>FA</b>	FOOD APPROVED
<b>AB</b>	ANTIMICROBIAL
<b>FR</b>	FLAME RETARDANT
<b>TR</b>	TEAR RESISTANT
<b>ATEX</b>	ATEX CERTIFIED
<b>PR</b>	PYROLYSIS RESISTANT
<b>HR</b>	HYDROLYSIS RESISTANT

PVCEXCON

3F/24 W60 V07N/20 AS AR FA FR ATEX

- Properties
- Top cover thickness
- Top cover material or pattern
- Bottom cover thickness
- Bottom cover material or pattern
- Total thickness
- Color
- 1% Elongation
- Type of fabric
- Number of plies

<b>W</b>		<b>PG</b>		<b>B</b>	
White		Petrol Green		Black	
<b>LB</b>		<b>DG</b>		<b>GN</b>	
Light Blue		Dark Green		Green	
<b>DB</b>		<b>GR</b>		<b>TR</b>	
Dark Blue		Grey		Transparent	
<b>AG</b>		<b>AN</b>			
Apple Green		Anthracite			

HARDNESS (SHA)	TOTAL THICKNESS	WEIGHT (KG/SQM)	WORKING TEMPERATURE	PULL FOR %1 ELONGATION	MIN PULLEY DIAMETER NORM FLEXING	MIN PULLEY DIAMETER BACK FLEXING	PRODUCTION WIDTH
88	0,80	0,80	-30 / +100	5	4	8	3000
88	0,80	0,80	-30 / +100	5	4	8	3000
88	0,80	0,80	-30 / +100	5	4	8	3000
88	0,80	0,80	-30 / +100	5	4	8	3000
92	0,80	0,80	-30 / +100	5	4	8	3000
88	1,1	1,3	-30 / +100	4	4	8	2700
88	1,1	1,3	-30 / +100	4	4	8	2700
88	1,3	1,3	-30 / +100	7	10	30	3200
88	1,5	1,3	-30 / +100	7	10	30	3100
92	1,3	1,4	-30 / +100	8	20	30	3000
92	1,3	1,4	-30 / +100	8	20	30	3000
88	1,4	1,6	-30 / +100	6	30	50	3000
92	1,3	1,4	-30 / +100	8	20	30	3000
92	1,5	1,4	-30 / +100	8	20	30	3000
92	1,3	1,4	-30 / +100	8	20	30	3000
92	1,3	1,4	-30 / +100	6	6	8	3200
86	1,3	1,4	-30 / +100	6	6	8	3200
92	1,5	1,4	-30 / +100	6	6	8	3100
92	1,3	1,4	-30 / +100	6	6	8	3200
92	1,6	1,8	-30 / +100	8	40	70	3000
92	1,6	1,8	-30 / +100	8	40	70	3000
92	2,4	2,6	-30 / +100	13	80	100	3000
92	2,4	2,6	-30 / +100	13	80	100	3000
92	1,6	1,8	-30 / +100	8	40	70	3000
92	1,8	1,75	-30 / +100	20	20	30	3000
88	2,4	2,3	-30 / +100	8	70	90	3000
92	2,8	2,6	-30 / +100	13	80	100	3000
92	1,9	2,2	-30 / +100	8	40	70	3000
92	2,3	2,7	-30 / +100	8	50	70	3000
92	4	4,6	-30 / +100	15	100	140	3000
88	4	4,8	-30 / +100	14	70	90	3000
92	2,3	2,7	-30 / +100	13	80	130	3000
92	2,5	2,9	-30 / +100	50	100	130	3200
92	2,6	2,9	-30 / +100	50	100	130	3200
72	1,2	1,4	-10 / +70	5	10	20	3000
72	2	2,4	-10 / +70	8	30	50	3000
72	2	2,4	-10 / +70	8	30	50	3000
72	2	2,4	-10 / +70	8	30	50	3000
72	2,3	2,4	-10 / +70	8	30	50	3000
72	2,4	2,8	-10 / +70	8	40	60	3000
72	2,4	2,8	-10 / +70	8	40	60	3000
72	2,6	3	-10 / +70	12	50	60	3000
72	2,6	3	-10 / +70	12	50	60	3000
72	2,6	3	-10 / +70	12	50	60	3000



## SURFACE PATTERNS

<b>A</b>	MATT	<b>K</b>	HORSESHOE
<b>Z</b>	NEGATIVE PYRAMID	<b>N</b>	LIGHT FABRIC
<b>T</b>	SAW TOOTH	<b>R</b>	RHOMBUS
<b>BW</b>	BASKET WEAVE	<b>V</b>	DIMPLE 1
<b>M</b>	SUPERGRIP	<b>RV</b>	DIMPLE 2
<b>LG</b>	LONGITUDINAL GROOVES	<b>Y</b>	Y STRUCTURE
<b>B</b>	MINI ROUGH TOP	<b>E</b>	INVERTED OVAL
<b>C</b>	COIN	<b>L</b>	ROUGH
<b>F</b>	SNAKESKIN	<b>P</b>	LOW SUPERGRIP
<b>H</b>	STAGGERED SAWTOOTH 1	<b>U</b>	CAPSULE STUD
<b>H2</b>	STAGGERED SAWTOOTH 2		

## MATERIAL

<b>PVCCON</b>	PVC, LIMITED OIL RESISTANT
<b>PVCEXCON</b>	PVC, OIL AND FAT RESISTANT
<b>FABCON</b>	FABRIC
<b>PUCON</b>	THERMOPLASTIC POLYURETHANE
<b>PESCON</b>	COPOLYESTER THERMOPLASTIC
<b>POLYCON</b>	POLYOLEFINE
<b>FELTCON</b>	FELT
<b>SILCON</b>	SILICONE
<b>NITCON</b>	SYNTHETIC RUBBER
<b>MEGABLUE</b>	THERMOPLASTIC POLYURETHANE

## TYPE OF FABRIC

<b>LR</b>	LIGHT RIGID
<b>R</b>	RIGID
<b>RR</b>	EXTRA RIGID
<b>F</b>	FLEXIBLE
<b>C</b>	100% COTTON
<b>RC</b>	POLYESTER - COTTON RIGID
<b>FC</b>	POLYESTER - COTTON FLEXIBLE
<b>RX</b>	WHISPER - RIGID
<b>FX</b>	WHISPER - FLEXIBLE
<b>RH</b>	RIGID - HIGH POWER
<b>FH</b>	FLEXIBLE - HIGH POWER
<b>K</b>	FELT

## COVER MATERIAL

<b>00</b>	BARE
<b>U0</b>	TPU IMPREGNATED
<b>V0</b>	PVC IMPREGNATED
<b>E0</b>	POLYESTER IMPREGNATED
<b>Y0</b>	POLYOLEFINE IMPREGNATED
<b>R0</b>	RUBBER IMPREGNATED
<b>S0</b>	SILICONE IMPREGNATED
<b>V....</b>	PVC COATED
<b>U....</b>	PU COATED
<b>E....</b>	POLYESTER COATED
<b>Y....</b>	POLYOLEFINE COATED
<b>S....</b>	SILICONE COATED

## BELT CHARACTERISTICS

SERI	SAMPLA REF	INFORMATION	ARTICLE NO	NEW DESCRIPTION	MATERIAL	PLIES	TYPE OF FABRIC
<b>F</b>	F10/09.0/RV	F10/09.0/RV	KB2WH2702	PVCEXCON 2LR/8 W27 U0/RV FA	PVC	2	LR
	F21/12.0	F21/12.0	KB2WH3002	PVCEXCON 2F/12 W30 U0/V12 FA	PVC	2	F
	F30	F30	KB3WH3801	PVCEXCON 3R/16 W38 U0/V08 FA	PVC	3	R
	F31	F31	KB3WH3803	PVCEXCON 3F/14 W38 U0/V08 FA	PVC	3	F
	F20/06.06/BL/Z	F20/06.06/BL/Z	KB2DB3001	PVCEXCON 2R/12 DB30 Z/V06 FA	PVC	2	R
	F21/05.05/BL/Z	F21/05.05/BL/Z	KB2DB3003	PVCEXCON 2F/13 DB30 Z/V05 FA	PVC	2	F
	F20/BW/BL	F20/BW/BL	KB2DB2301	PVCEXCON 2R/12 DB23 U0/BW FA	PVC	2	R
	F20/LG/BL	F20/LG/BL	KB2DB3004	PVCEXCON 2R/12 DB30 U0/LG FA	PVC	2	R
	F20/06.06/Z	F20/06.06/Z	KB2WH3003	PVCEXCON 2R/12 W30 Z/V06 FA	PVC	2	R
	F21/05.05/Z	F21/05.05/Z	KB2WH3001	PVCEXCON 2F/13 W30 Z/V05 FA	PVC	2	F
<b>E</b>	F21/10.05/Z	F21/10.05/Z	KB2WH3601	PVCEXCON 2F/13 W36 Z/V10 FA	PVC	2	F
	F31/08.09/Z	F31/08.09/Z	KB3WH4501	PVCEXCON 3F/14 W45 Z/V09 FA	PVC	3	F
	F31/08.15/Z	F31/08.15/Z	KB3WH5801	PVCEXCON 3F/14 W58 Z/V15 FA	PVC	3	F
	F61/10.05	F61/10.05	KB2WH4601	PVCEXCON 2F/45 W46 V05/V10 FA	PVC	2	F
	F41/06.10	F41/06.10	KB3WH5301	PVCEXCON 3F/24 W53 V06/V10 AS FA	PVC	3	F
	F20/T	F20/T	KB2WH5002	PVCEXCON 2R/12 W50 U0/T FA	PVC	2	R
	F20/M	F20/M	KB2WH5701	PVCEXCON 2R/12 W57 U0/M FA	PVC	2	R
	F21/K	F21/K	KB2WH8001	PVCEXCON 2F/12 W80 U0/K FA	PVC	2	F
	E21/20.10/ATEX	E21/20.10/ATEX	KB2WH5001	PVCEXCON 2F/16 W50 V08/V20 AS AR FA FR ATEX	PVC	2	F
	E31/20.10/ATEX	E31/20.10/ATEX	KB3WH6001	PVCEXCON 3F/24 W60 V07/V20 AS AR FA FR ATEX	PVC	3	F
<b>R</b>	E31/25.14/ATEX	E31/25.14/ATEX	KB3WH7401	PVCEXCON 3F/24 W74 V14/V25 AS AR FA FR ATEX	PVC	3	F
	E41/20.08/ATEX	E41/20.08/ATEX	KB4WH7401	PVCEXCON 4F/30 W74 V08/V20 AS AR FA FR ATEX	PVC	4	F
	E31/30.13/ATEX	E31/30.13/ATEX	KB3WH9501	PVCEXCON 3F/75 W95 V13/V30 AS AR FA FR ATEX	PVC	3	F
	E21/10.10/VR/ATEX	E21/10.10/VR/ATEX	KB2PG4101	PVCEXCON 2F/20 PG41 V10/V10 AS AR FA FR ATEX	PVC	2	F
	E31/20.07/VR/ATEX	E31/20.07/VR/ATEX	KB3PG6201	PVCEXCON 3F/30 PG62 V07/V20 AS AR FA FR ATEX	PVC	3	F
	E41/20.08/VR/ATEX	E41/20.08/VR/ATEX	KB4PG7401	PVCEXCON 4F/35 PG74 V08/V20 AS AR FA FR ATEX	PVC	4	F
	R4	R4	KC1WH0801	FABCON 1FC/4 W08 V0/V0 FA	FABRIC	1	FC
	R10	R10	KC2WH1201	FABCON 2LR/8 W12 00/00 AS FA	PVC	2	LR
	R11	R11	KC2TR1401	FABCON 2FC/6 TR14 00/00 FA	PVC	2	FC
	R12	R12	KC2WH1802	FABCON 2LR/8 W18 00/00 FA	PVC	2	LR
<b>U</b>	R13	R13	KC2TR1001	FABCON 2LR/6 TR10 U0/U0 AS FA	TPU	2	LR
	R13/LB	R13/LB (XR213/BL)	KC2LB1001	FABCON 2LR/6 LB10 U0/U0 AS FA	TPU	2	LR
	R14	R14	KC2WH1401	FABCON 2LR/8 W14 U0/00 FA	TPU	2	LR
	R16	R16	KC2TR1502	FABCON 2R-RX/14 TR15 00/00 AS FA	PVC	2	RX
	R18	R18	KC2TR1901	FABCON 2RC-R/8 TR19 00/00 FA	PVC	2	RC
	R19	R19	KC2TR2401	FABCON 2RC /5 TR24 00/00 FA	PVC	2	RC
	R30	R30	KC3TR3001	FABCON 3FC/8 TR30 00/00 FA	PVC	3	FC
	U6/05.05/Z/AG	U6/05.05/Z/AG	KA1AG2001	PVCCON 1R/6 AG20 Z/V05 AS	PVC	1	R
	U10/AG	U10/AG	KA2AG2003	PVCCON 2LR/8 AG20 00/V05 AS	PVC	2	LR
	U14/AG	U14/AG	KA2AG2002	PVCCON 2R/12 AG20 00/V05 AS	PVC	2	R
U14/08.0/AG	U14/08.0/AG	KA2AG2401	PVCCON 2R/12 AG24 00/V08 AS	PVC	2	R	
U14/11.0/AG	U14/11.0/AG	KA2AG2703	PVCCON 2R/12 AG27 00/V11 AS	PVC	2	R	
U14/15.0/AG	U14/15.0/AG	KA2AG3004	PVCCON 2R/12 AG30 00/V15 AS	PVC	2	R	
U14/06.06/AG/Z	U14/05.05/AG/Z	KA2AG3001	PVCCON 2R/12 AG30 Z/V06 AS	PVC	2	R	

## CHARACTERISTICS

<b>AS</b>	ANTISTATIC
<b>AR</b>	ABRASION RESISTANT
<b>CR</b>	CUT RESISTANT
<b>FA</b>	FOOD APPROVED
<b>AB</b>	ANTIMICROBIAL
<b>FR</b>	FLAME RETARDANT
<b>TR</b>	TEAR RESISTANT
<b>ATEX</b>	ATEX CERTIFIED
<b>PR</b>	PYROLYSIS RESISTANT
<b>HR</b>	HYDROLYSIS RESISTANT

**PVCEXCON**  
**3F/24 W60 V07N/20 AS AR FA FR ATEX**

- Properties
- Top cover thickness
- Top cover material or pattern
- Bottom cover thickness
- Bottom cover material or pattern
- Total thickness
- Color
- 1% Elongation
- Type of fabric
- Number of plies

<b>W</b>		<b>PG</b>		<b>B</b>	
White		Petrol Green		Black	
<b>LB</b>		<b>DG</b>		<b>GN</b>	
Light Blue		Dark Green		Green	
<b>DB</b>		<b>GR</b>		<b>TR</b>	
Dark Blue		Grey		Transparent	
<b>AG</b>		<b>AN</b>			
Apple Green		Anthracite			

HARDNESS (SHA)	TOTAL THICKNESS	WEIGHT (KG/SQM)	WORKING TEMPERATURE	PULL FOR %1 ELONGATION	MIN PULLEY DIAMETER NORM FLEXING	MIN PULLEY DIAMETER BACK FLEXING	PRODUCTION WIDTH
72	2,7	2,8	-10 / +70	8	40	60	3000
72	3	3,7	-10 / +70	12	80	100	3000
72	3,8	4,9	-10 / +70	16	100	120	3000
72	3,8	4,6	-10 / +70	14	120	140	3000
72	3	3,5	-10 / +70	12	70	90	3000
72	3	3,5	-10 / +70	13	70	90	3000
55	2,3	2,6	-10 / +70	12	50	90	3000
55	3	3,2	-10 / +70	12	35	50	3000
72	3	3,5	-10 / +70	12	70	90	3000
72	3	3,5	-10 / +70	13	70	90	3000
72	3,6	4,4	-10 / +70	13	90	100	3000
72	4,5	6	-10 / +70	14	110	140	3000
72	5,8	7,4	-10 / +70	14	140	180	3000
72	4,6	5,5	-10 / +70	45	260	300	2000
72	5,3	6,8	-10 / +70	24	200	250	2400
55	5	5	-10 / +70	12	80	110	3000
60	5,7	4,7	-10 / +70	12	50	60	3000
72	8	4,2	-10 / +70	12	120	180	2000
75	5	6,1	-10 / +70	16	150	200	2400
75	6	7,5	-10 / +70	24	200	250	2400
75	7,4	9,4	-10 / +70	24	300	350	2400
75	7,4	9,7	-10 / +70	30	350	400	2400
75	9,5	12	-10 / +70	75	400	500	2400
75	4,1	5,1	-10 / +70	20	140	140	2400
75	6,2	7,7	-10 / +70	30	250	300	2400
75	7,4	9,7	-10 / +70	35	300	350	2400
-	0,8	0,65	-10 / +70	4	10	10	2200
-	1,2	1,3	-10 / +70	8	30	30	3000
-	1,4	1,4	-10 / +70	6	15	15	3000
-	1,8	2,1	-10 / +70	8	40	40	3000
-	1	1,1	-30 / +100	6	10	20	3000
-	1	1,1	-30 / +100	6	10	20	3000
-	1,4	1,5	-30 / +100	8	30	30	3000
-	1,5	1,8	-10 / +70	14	40	40	3000
-	1,9	2,1	-10 / +70	8	30	30	3000
-	2,4	2,3	-10 / +70	5	40	40	3000
-	3	3,5	-10 / +70	8	60	60	3000
74	2	1,8	-10 / +70	6	20	30	3000
74	2	2,3	-10 / +70	8	30	50	3000
74	2	2,6	-10 / +70	12	40	60	3000
74	2,4	2,75	-10 / +70	12	50	70	3000
74	2,7	3,4	-10 / +70	12	65	80	3000
74	3	3,7	-10 / +70	12	80	100	3000
74	3	3,5	-10 / +70	12	70	90	3000

## SURFACE PATTERNS

<b>A</b>	MATT
<b>Z</b>	NEGATIVE PYRAMID
<b>T</b>	SAW TOOTH
<b>BW</b>	BASKET WEAVE
<b>M</b>	SUPERGRIP
<b>LG</b>	LONGITUDINAL GROOVES
<b>B</b>	MINI ROUGH TOP
<b>C</b>	COIN
<b>F</b>	SNAKESKIN
<b>H</b>	STAGGERED SAWTOOTH 1
<b>H2</b>	STAGGERED SAWTOOTH 2
<b>K</b>	HORSESHOE
<b>N</b>	LIGHT FABRIC
<b>R</b>	RHOMBUS
<b>V</b>	DIMPLE 1
<b>RV</b>	DIMPLE 2
<b>Y</b>	Y STRUCTURE
<b>E</b>	INVERTED OVAL
<b>L</b>	ROUGH
<b>P</b>	LOW SUPERGRIP
<b>U</b>	CAPSULE STUD

## MATERIAL

<b>PVCCON</b>	PVC, LIMITED OIL RESISTANT
<b>PVCEXCON</b>	PVC, OIL AND FAT RESISTANT
<b>FABCON</b>	FABRIC
<b>PUCON</b>	THERMOPLASTIC POLYURETHANE
<b>PESCON</b>	COPOLYESTER THERMOPLASTIC
<b>POLYCON</b>	POLYOLEFINE
<b>FELTCON</b>	FELT
<b>SILCON</b>	SILICONE
<b>NITCON</b>	SYNTHETIC RUBBER
<b>MEGABLUE</b>	THERMOPLASTIC POLYURETHANE

## TYPE OF FABRIC

<b>LR</b>	LIGHT RIGID
<b>R</b>	RIGID
<b>RR</b>	EXTRA RIGID
<b>F</b>	FLEXIBLE
<b>C</b>	100% COTTON
<b>RC</b>	POLYESTER - COTTON RIGID
<b>FC</b>	POLYESTER - COTTON FLEXIBLE
<b>RX</b>	WHISPER - RIGID
<b>FX</b>	WHISPER - FLEXIBLE
<b>RH</b>	RIGID - HIGH POWER
<b>FH</b>	FLEXIBLE - HIGH POWER
<b>K</b>	FELT

## COVER MATERIAL

<b>00</b>	BARE
<b>U0</b>	TPU IMPREGNATED
<b>V0</b>	PVC IMPREGNATED
<b>E0</b>	POLYESTER IMPREGNATED
<b>Y0</b>	POLYOLEFINE IMPREGNATED
<b>R0</b>	RUBBER IMPREGNATED
<b>S0</b>	SILICONE IMPREGNATED
<b>V....</b>	PVC COATED
<b>U....</b>	PU COATED
<b>E....</b>	POLYESTER COATED
<b>Y....</b>	POLYOLEFINE COATED
<b>S....</b>	SILICONE COATED

## BELT CHARACTERISTICS

SERI	SAMPLA REF	INFORMATION	ARTICLE NO	NEW DESCRIPTION	MATERIAL	PLIES	TYPE OF FABRIC	
<b>U</b>	U35/06.06/Z/AG	U35/06.06/Z/AG	KA3AG4201	PVCCON 3R/16 AG42 Z/V06 AS	PVC	3	R	
	U6	U6	KA1PG1301	PVCCON 1LR/5 PG13 00/V08 AS	PVC	1	LR	
	U6/05.05/Z/VR	U6/05.05/Z/VR	KA1PG2002	PVCCON 1R/6 PG20 Z/V05 AS	PVC	1	R	
	U10	U10	KA2PG2001	PVCCON 2LR/8 PG20 00/V05 AS	PVC	2	LR	
	U10/N	U10/N	KA2PG2002	PVCCON 2LR/8 PG22 00/N AS	PVC	2	LR	
	U20	U20	KA2PG2501	PVCCON 2R/12 PG25 00/V09 AS	PVC	2	R	
	U21	U21	KA2PG2601	PVCCON 2F/12 PG26 00/V08 AS	PVC	2	F	
	U19	U19	KA2PG2703	PVCCON 2LR/8 PG27 00/V12 AS	PVC	2	LR	
	U20/12.0	U20/12.0	KA2PG3003	PVCCON 2R/12 PG30 00/V12 AS	PVC	2	R	
	U21/05.05/Z	U21/05.05/Z	KA2PG3001	PVCCON 2F/13 PG30 Z/V05 AS	PVC	2	F	
	U20/06.06/Z	U20/06.06/Z	KA2PG3002	PVCCON 2R/12 PG30 Z/V06 AS	PVC	2	R	
	U20/06.06/NR/Z	U20/06.06/NR/Z	KA2BL3003	PVCCON 2R/12 B30 Z/V06 AS	PVC	2	R	
	U20/20.0	U20/20.0 (XU220/VR/20.0)	KA2PG3701	PVCCON 2R/12 PG37 00/V20 AS	PVC	2	R	
	U30	U30	KA3PG3801	PVCCON 3R/16 PG38 00/V09 AS	PVC	3	R	
	U31	U31	KA3PG3803	PVCCON 3F/14 PG38 00/V08 AS	PVC	3	F	
	U35	U35	KA3PG4501	PVCCON 3R/16 PG45 00/V15 AS	PVC	3	R	
	U30/NR/A	U30/NR/A	KB3BL5001	PVCEXCON 3R/16 B50 V0/V20A AS AR	PVC	3	R	
	U35/V	U35/V	KA3PG5002	PVCCON 3R/16 PG50 00/V AS	PVC	3	R	
	U61/V	U61/V	KA3PG6501	PVCCON 3F/40 PG65 V0/V	PVC	3	F	
	U91/V	U91/V	KA3PG7001	PVCCON 3F/50 PG70 V0/V	PVC	3	F	
<b>L</b>	U121/4F	U121/4F	KA4PG9001	PVCCON 4F/70 PG90 U0/F	PVC	4	F	
	U101/V	U101/V	KA2PG1D01	PVCCON 2F/28 PG100 V0/V	PVC	2	F	
	L20/BW	L20/BW	KA2PG2301	PVCCON 2R-RX/14 PG23 00/BW AS	PVC	2	RX	
	L30/BW	L30/BW	KA1PG3001	PVCCON 1FH/20 PG30 V0/BW AS	PVC	1	FH	
	L10/F	L10/F	KA2GR2401	PVCCON 2LR/8 GR24 00/F	PVC	2	LR	
	L10/LG	L10/LG	KA2GR2601	PVCCON 2LR/8 GR26 00/LG	PVC	2	LR	
	L10/Y	L10/Y	KA2GR2801	PVCCON 2LR/8 GR28 00/Y	PVC	2	LR	
	L10/V	L10/V	KA2PG2401	PVCCON 2LR/8 PG24 00/V	PVC	2	LR	
	L20/LG/NR	L20/LG/NR	KA2BL3008	PVCCON 2R-RX/14 B30 00/LG AS	PVC	2	RX	
	L20/LG/VR	L20/LG/VR	KA2PG3004	PVCCON 2R-RX/14 PG30 00/LG AS	PVC	2	RX	
	L10/M	L10/M	KA2PG5201	PVCCON 2LR/8 PG52 00/M	PVC	2	LR	
	L10/M/NR	L10/M/NR (XL210/M/NR)	KA2BL5201	PVCCON 2LR/8 B52 00/M	PVC	2	LR	
	L20/M	L20/M	KA2PG5701	PVCCON 2R/12 PG57 00/M	PVC	2	R	
	L20/C	L20/C	KA2PG5601	PVCCON 2R/12 PG56 00/C	PVC	2	R	
	L20/H	L20/H	KA2PG8501	PVCCON 2R/12 PG85 00/H	PVC	2	R	
	L30/AS	L30 (XL330/VR/AS)	KA3PG6001	PVCCON 3R/16 PG60 00/V30 AS	PVC	3	R	
	L91/V	L91/V	KA3PG7002	PVCCON 3F/50 PG70 V0/V	PVC	3	F	
	L91/H	L91/H	KA3PG1H01	PVCCON 3F/50 PG120 U0/H	PVC	3	F	
	<b>MG</b>	MG101/Y	MG101/Y	KA4DB8101	PVCCON 4F/70 DB81 U0/Y	PVC	4	F
		MG101/H2	MG101/H2	KA4DB1H01	PVCCON 4F/70 DB120 U0/H2	PVC	4	F
<b>N</b>		N18/A	N18/A	KA2BL2103	PVCCON 2R-RX/14 B21 00/V05A AS FR	PVC	2	RX
	N20/0.0	N20/0.0	KC2BL2401	FABCON 2R-RX/14 B24 00/U0 AS FR	PVC	2	RX	

## CHARACTERISTICS

<b>AS</b>	ANTISTATIC
<b>AR</b>	ABRASION RESISTANT
<b>CR</b>	CUT RESISTANT
<b>FA</b>	FOOD APPROVED
<b>AB</b>	ANTIMICROBIAL
<b>FR</b>	FLAME RETARDANT
<b>TR</b>	TEAR RESISTANT
<b>ATEX</b>	ATEX CERTIFIED
<b>PR</b>	PYROLYSIS RESISTANT
<b>HR</b>	HYDROLYSIS RESISTANT

**PVCXCON**  
**3F/24 W60 V07N/20 AS AR FA FR ATEX**

- Properties
- Top cover thickness
- Top cover material or pattern
- Bottom cover thickness
- Bottom cover material or pattern
- Total thickness
- Color
- 1% Elongation
- Type of fabric
- Number of plies

<b>W</b>		<b>PG</b>		<b>B</b>	
White		Petrol Green		Black	
<b>LB</b>		<b>DG</b>		<b>GN</b>	
Light Blue		Dark Green		Green	
<b>DB</b>		<b>GR</b>		<b>TR</b>	
Dark Blue		Grey		Transparent	
<b>AG</b>		<b>AN</b>			
Apple Green		Anthracite			

HARDNESS (SHA)	TOTAL THICKNESS	WEIGHT (KG/SQM)	WORKING TEMPERATURE	PULL FOR %1 ELONGATION	MIN PULLEY DIAMETER NORM FLEXING	MIN PULLEY DIAMETER BACK FLEXING	PRODUCTION WIDTH
74	4,2	5,4	-10 / +70	16	110	140	3000
74	1,3	1,4	-10 / +70	5	20	30	3000
74	2	1,8	-10 / +70	6	20	30	3000
74	2	2,3	-10 / +70	8	30	50	3000
74	2,2	2,3	-10 / +70	8	30	50	3000
74	2,5	3,1	-10 / +70	12	50	70	3000
74	2,6	3	-10 / +70	12	50	60	3000
74	2,7	3,4	-10 / +70	8	60	80	3000
74	3	3,7	-10 / +70	12	80	100	3000
74	3	3,5	-10 / +70	13	70	90	3000
74	3	3,5	-10 / +70	12	70	90	3000
74	3	3,5	-10 / +70	12	70	90	3000
74	3,7	4,5	-10 / +70	12	100	130	3000
74	3,8	4,9	-10 / +70	16	100	120	3000
74	3,8	4,6	-10 / +70	14	120	140	3000
74	4,5	5,4	-10 / +70	16	150	180	3000
75	5	6,5	-10 / +70	16	130	190	3000
74	5	5,4	-10 / +70	16	150	180	3000
74	6,5	7,2	-10 / +70	40	250	300	2000
74	7	7,6	-10 / +70	50	350	400	2400
74	9	10,8	-10 / +70	70	450	500	2400
74	10	12,5	-10 / +70	28	250	330	2100
55	2,3	2,6	-10 / +70	14	50	90	3000
55	3	2,9	-10 / +70	20	35	55	2650
46	2,4	2,8	-10 / +70	8	40	60	2000
46	2,6	2,8	-10 / +70	8	40	60	3000
46	2,8	2,8	-10 / +70	8	40	60	3000
46	2,4	2,3	-10 / +70	8	30	40	3000
46	3	3,2	-10 / +70	14	35	50	2850
46	3	3,2	-10 / +70	14	35	50	2850
46	5,2	4,4	-10 / +70	8	40	60	3000
46	5,2	4,4	-10 / +70	8	40	60	3000
46	5,7	4,7	-10 / +70	12	50	60	3000
46	5,6	3,8	-10 / +70	12	50	60	2000
46	8,5	5,9	-10 / +70	12	60	120	2000
55	6	7,9	-10 / +70	16	150	180	3000
46	7	7,6	-10 / +70	50	350	400	2400
55	12	8,9	-10 / +70	50	400	450	2200
55	8,1	9,1	-10 / +70	70	350	400	2200
55	12	11	-10 / +70	70	450	550	2200
85	2,1	2,6	-10 / +70	14	50	60	3000
-	2,40	2,30	-10 / +70	14	60	60	3000



## SURFACE PATTERNS

<b>A</b>	MATT	<b>K</b>	HORSESHOE
<b>Z</b>	NEGATIVE PYRAMID	<b>N</b>	LIGHT FABRIC
<b>T</b>	SAW TOOTH	<b>R</b>	RHOMBUS
<b>BW</b>	BASKET WEAVE	<b>V</b>	DIMPLE 1
<b>M</b>	SUPERGRIP	<b>RV</b>	DIMPLE 2
<b>LG</b>	LONGITUDINAL GROOVES	<b>Y</b>	Y STRUCTURE
<b>B</b>	MINI ROUGH TOP	<b>E</b>	INVERTED OVAL
<b>C</b>	COIN	<b>L</b>	ROUGH
<b>F</b>	SNAKESKIN	<b>P</b>	LOW SUPERGRIP
<b>H</b>	STAGGERED SAWTOOTH 1	<b>U</b>	CAPSULE STUD
<b>H2</b>	STAGGERED SAWTOOTH 2		

## MATERIAL

<b>PVCCON</b>	PVC, LIMITED OIL RESISTANT
<b>PVCEXCON</b>	PVC, OIL AND FAT RESISTANT
<b>FABCON</b>	FABRIC
<b>PUCON</b>	THERMOPLASTIC POLYURETHANE
<b>PESCON</b>	COPOLYESTER THERMOPLASTIC
<b>POLYCON</b>	POLYOLEFINE
<b>FELTCON</b>	FELT
<b>SILCON</b>	SILICONE
<b>NITCON</b>	SYNTHETIC RUBBER
<b>MEGABLUE</b>	THERMOPLASTIC POLYURETHANE

## TYPE OF FABRIC

<b>LR</b>	LIGHT RIGID
<b>R</b>	RIGID
<b>RR</b>	EXTRA RIGID
<b>F</b>	FLEXIBLE
<b>C</b>	100% COTTON
<b>RC</b>	POLYESTER - COTTON RIGID
<b>FC</b>	POLYESTER - COTTON FLEXIBLE
<b>RX</b>	WHISPER - RIGID
<b>FX</b>	WHISPER - FLEXIBLE
<b>RH</b>	RIGID - HIGH POWER
<b>FH</b>	FLEXIBLE - HIGH POWER
<b>K</b>	FELT

## COVER MATERIAL

<b>00</b>	BARE
<b>U0</b>	TPU IMPREGNATED
<b>V0</b>	PVC IMPREGNATED
<b>E0</b>	POLYESTER IMPREGNATED
<b>Y0</b>	POLYOLEFINE IMPREGNATED
<b>R0</b>	RUBBER IMPREGNATED
<b>S0</b>	SILICONE IMPREGNATED
<b>V....</b>	PVC COATED
<b>U....</b>	PU COATED
<b>E....</b>	POLYESTER COATED
<b>Y....</b>	POLYOLEFINE COATED
<b>S....</b>	SILICONE COATED

## BELT CHARACTERISTICS

SERI	SAMPLA REF	INFORMATION	ARTICLE NO	NEW DESCRIPTION	MATERIAL	PLIES	TYPE OF FABRIC
<b>N</b>	N20	N20	KA2BL2602	PVCCON 2R-RX/14 B26 00/V05 AS FR	PVC	2	RX
	N20/A	N20/A	KA2BL2601	PVCCON 2R-RX/14 B26 00/V05A AS FR	PVC	2	RX
	N20/10.0/A	N20/10.0/A	KA2BL3005	PVCCON 2R-RX/14 B30 00/V10A AS FR	PVC	2	RX
	N20/BW	N20/BW	KA2BL2302	PVCCON 2R-RX/14 B23 00/BW AS FR	PVC	2	RX
	N20/LG	N20/LG	KA2BL3001	PVCCON 2R-RX/14 B30 00/LG AS FR	PVC	2	RX
	N20/M	N20/M	KA2BL5701	PVCCON 2R-RX/14 B57 00/M AS FR	PVC	2	RX
	N20/K	N20/K	KA2BL8701	PVCCON 2R-RX/14 B87 00/K AS FR	PVC	2	RX
	ND20/06.06/A/A	ND20/06.06/A/A	KA2BL3004	PVCCON 2RR/16 B30 V06A/V06A TR FR	PVC	2	RR
ND21/06.06/A/A	ND21/06.06/A/A	KA2BL3007	PVCCON 2F/16 B30 V06A/V06A TR FR	PVC	2	F	
<b>D</b>	D10/A	D10/A	KA2PG2004	PVCCON 2LR/8 PG20 00/V05A	PVC	2	LR
	DN7/A	DN7/A	KA2BL1803	PVCCON 2LR-FX/7 B18 00/V04A	PVC	2	LR
	DN8/A	DN8/A	KA2BL1802	PVCCON 2LR/8 B18 00/V04A	PVC	2	LR
	DN8/A/AS	DN8/A/AS	KA2BL2001	PVCCON 2R/10 B20 00/V05A AS	PVC	2	R
<b>T</b>	T8/L	T8/L	KA1BL1602	PVCCON 1RX/6 B16 00/L AS	PVC	1	RX
	T8/Z	T8/Z	KA1BL1601	PVCCON 1RX/6 B16 00/Z AS	PVC	1	RX
	T8/E	T8/E	KA1BL2001	PVCCON 1RX/6 B20 00/E AS	PVC	1	RX
	T10/Z	T10/Z	KA2BL2503	PVCCON 2F-FX/10 B25 00/Z AS	PVC	2	FX
	T20/E	T20/E	KA2BL2505	PVCCON 2F-FX/12 B25 00/E AS	PVC	2	FX
	T20/L	T20/L	KA2BL2504	PVCCON 2F-FX/12 B25 00/L AS	PVC	2	FX
	T20/P	T20/P	KA2BL3002	PVCCON 2F-FX/12 B30 00/P AS	PVC	2	FX
<b>G</b>	G23/U	G23/U	KA3AN8401	PVCCON 3R/18 AN84 00/U AS	PVC	3	R
	G23/R	G23/R	KA3AN9501	PVCCON 3R/18 AN95 00/R	PVC	3	R
	B10/NR	B10/NR	KC2BL1601	FABCON 2LR/8 B16 U0/U0 AS	PVC	2	LR
<b>B</b>	B21	B21	KC2PG2001	FABCON 2F/12 PG20 U0/U0	PVC	2	F
	B31	B31	KC3PG3501	FABCON 3F/14 PG35 U0/U0	PVC	3	F
	V23/A	V23/A	KF2TR2401	POLYCON 2F/16 TR24 00/Y06A AS FA PR	TPO	2	F
<b>V</b>	V23/Y	V23/Y	KF2TR2801	POLYCON 2F/16 TR28 00/Y AS FA PR	TPO	2	F
	V23/05.05/Z	V23/05.05/Z	KF2TR3101	POLYCON 2F/16 TR31 Z/Y05 AS FA PR	TPO	2	F
	V23/C	V23/C	KF2TR5501	POLYCON 2F/16 TR55 00/C AS FA PR	TPO	2	F
	V33/A	V33/A	KF3TR3801	POLYCON 3F/20 TR38 00/Y06A AS FA PR	TPO	3	F
<b>H</b>	PL5	PL5	KF1TR1001	POLYCON 1F/3 TR10 Y025/Y025 FA PR	TPO	1	F
	H14	H14	KH2WH1401	SILCON 2LR/10 TR14 00/S03 FA	SILICON	2	LR
<b>SAM</b>	SAM 025/BN	SAM 025/BN	KG1WH2501	FELTCON 1K/15 W25 00/00 FA	FELT	1	K
	SAM 025/A	SAM 025/A	KG1GR2501	FELTCON 1K/15 GR25 00/00 AS	FELT	1	K
	SAM 040/A	SAM 040/A	KG1GR4001	FELTCON 1K/17 GR40 00/00 AS	FELT	1	K
	SAM 055/A	SAM 055/A	KG1GR5501	FELTCON 1K/17 GR55 00/00 AS	FELT	1	K
	SAM 025/VR	SAM 025/VR	KG1GN2501	FELTCON 1K/15 GN25 00/00	FELT	1	K
	SAM 040/VR	SAM 040/VR	KG1GN4001	FELTCON 1K/17 GN40 00/00	FELT	1	K
	SAM 055/VR	SAM 055/VR	KG1GN5501	FELTCON 1K/17 GN55 00/00	FELT	1	K
<b>MB</b>			KVMG.MB10	MEGABLUE MB 10	TPU	1	-
			KVMG.MB10K	MEGABLUE MB 10K	TPU	1	-
			KVMG.MB20	MEGABLUE MB 20	TPU	1	-
			KVMG.MB20K	MEGABLUE MB 20K	TPU	1	-

## CHARACTERISTICS

<b>AS</b>	ANTISTATIC
<b>AR</b>	ABRASION RESISTANT
<b>CR</b>	CUT RESISTANT
<b>FA</b>	FOOD APPROVED
<b>AB</b>	ANTIMICROBIAL
<b>FR</b>	FLAME RETARDANT
<b>TR</b>	TEAR RESISTANT
<b>ATEX</b>	ATEX CERTIFIED
<b>PR</b>	PYROLYSIS RESISTANT
<b>HR</b>	HYDROLYSIS RESISTANT

**PVCEXCON**  
**3F/24 W60 V07N/20 AS AR FA FR ATEX**

- Properties
- Top cover thickness
- Top cover material or pattern
- Bottom cover thickness
- Bottom cover material or pattern
- Total thickness
- Color
- 1% Elongation
- Type of fabric
- Number of plies

<b>W</b>		<b>PG</b>		<b>B</b>	
White		Petrol Green		Black	
<b>LB</b>		<b>DG</b>		<b>GN</b>	
Light Blue		Dark Green		Green	
<b>DB</b>		<b>GR</b>		<b>TR</b>	
Dark Blue		Grey		Transparent	
<b>AG</b>		<b>AN</b>			
Apple Green		Anthracite			

HARDNESS (SHA)	TOTAL THICKNESS	WEIGHT (KG/SQM)	WORKING TEMPERATURE	PULL FOR %1 ELONGATION	MIN PULLEY DIAMETER NORM FLEXING	MIN PULLEY DIAMETER BACK FLEXING	PRODUCTION WIDTH
85	2,60	3,20	-10 / +70	14	60	80	3000
85	2,60	3,20	-10 / +70	14	60	80	3000
85	3,00	3,60	-10 / +70	14	70	90	3000
40	2,30	2,60	-10 / +70	14	50	90	3000
40	3,00	3,20	-10 / +70	14	35	50	2850
40	5,70	4,70	-10 / +70	14	50	60	3000
68	8,70	4,90	-10 / +70	14	50	80	2000
85	3,00	4,00	-30 / +70	16	-	-	3000
85	3,00	4,00	-30 / +70	16	-	-	3000
90	2,00	2,40	-10 / +70	8	60	80	3000
90	1,80	2,20	-10 / +70	7	30	40	2600
90	1,80	2,10	-10 / +70	8	20	50	3000
90	2,00	2,60	-10 / +70	10	40	60	3000
85	1,60	1,60	-10 / +70	6	20	40	2400
85	1,60	1,60	-10 / +70	6	20	40	2400
85	2,00	1,60	-10 / +70	6	40	60	2400
85	2,50	2,60	-10 / +70	10	50	70	2050
85	2,50	2,60	-10 / +70	12	50	70	1600
85	2,50	2,60	-10 / +70	12	50	70	1600
85	3,00	3,30	-10 / +70	12	60	80	2050
55	8,40	7,30	-10 / +70	18	120	180	1300
55	9,50	8,00	-10 / +70	18	120	180	1350
-	1,60	1,80	-10 / +70	8	40	40	3000
-	2,00	2,30	-10 / +70	12	30	30	3000
-	3,50	4,00	-10 / +70	14	80	80	3000
92	2,40	2,30	-20 / +60	16	80	100	3000
92	2,80	2,30	-20 / +60	16	80	100	3000
92	3,10	2,60	-20 / +60	16	120	120	3000
92	5,50	2,60	-20 / +60	16	80	120	3000
92	3,80	3,40	-20 / +60	20	120	150	3000
86	1,00	1,00	-20 / +60	3	-	-	800
40	1,40	1,60	-15 / +80	10	40	60	3000
-	2,50	1,40	-10 / +120	15	20	20	2000
-	2,50	1,40	-10 / +120	15	20	20	2000
-	4,00	2,50	-10 / +120	17	80	80	2000
-	5,50	3,50	-10 / +120	17	120	120	2000
-	2,50	1,40	-10 / +120	15	20	20	2000
-	4,00	2,50	-10 / +120	17	80	80	2000
-	5,50	3,50	-10 / +120	17	120	120	2000
95	5,20	3,00	-25 + 70	-	51	-	530
95	5,20	3,00	-25 + 70	-	51	-	530
95	7,50	6,00	-25 + 70	-	95	-	530
95	7,50	6,00	-25 + 70	-	95	-	530

## RECOMMENDED USES

SERI	SAMPLA REF	ARTICLE NO		NEW DESCRIPTION	MATERIAL	PLIES
P	P6	KD1WH0803	PUCON	1LR/5 W08 U0/U03 AS FA	TPU	1
P	P6/A	KD1WH0802	PUCON	1LR/5 W08 U0/U03A AS FA	TPU	1
P	P6/A non-AS	KD1WH0801	PUCON	1LR/5 W08 U0/U03A FA	TPU	1
P	P6/A/BL	KD1LB0802	PUCON	1LR/5 LB08 U0/U03A AS FA	TPU	1
P	PV6/A	KD1DG0801	PUCON	1LR/5 DG08 U0/U03A AS FA	TPU	1
P	P11/A	KD1WH1102	PUCON	1LR/4 W11 U0/U05A AS AR FA	TPU	1
P	P11/A non-AS	KD1WH1101	PUCON	1LR/4 W11 U0/U05A AR FA	TPU	1
P	P7/A	KD1WH1301	PUCON	1RR/7 W13 U0/U05A AS FA	TPU	1
P	P7/Z	KD1WH1501	PUCON	1RR/7 W15 U0/Z AS FA	TPU	1
P	P8	KD2WH1302	PUCON	2LR/8 W13 U0/U03 AS FA	TPU	2
P	P8/A	KD2WH1303	PUCON	2LR/8 W13 U0/U03A AS FA	TPU	2
P	P8/A BF	KD2WH1401	PUCON	2F/6 W14 U0/U03A FA	TPU	2
P	P8/A/BL	KD2LB1301	PUCON	2LR/8 LB13 U0/U03A AS FA	TPU	2
P	P8/Z/BL	KD2LB1501	PUCON	2LR/8 LB15 U0/Z AS FA	TPU	2
P	PV8/A	KD2DG1301	PUCON	2LR/8 DG13 U0/U03A AS FA	TPU	2
P	P9/A	KD2WH1301	PUCON	2LR/6 W13 U0/U03A AS FA	TPU	2
P	P9/A PX	KD2WH1304	PUCON	2LR/6 W13 U0/U03A AS FA HR	TPU	2
P	P9/Z	KD2WH1501	PUCON	2LR/6 W15 U0/Z AS FA	TPU	2
P	P9/A/BL	KD2LB1302	PUCON	2LR/6 LB13 U0/U03A AS FA	TPU	2
P	P10/A	KD2WH1601	PUCON	2LR/8 W16 U0/U04A AS FA	TPU	2
P	P10/A/BL	KD2LB1602	PUCON	2LR/8 LB16 U0/U04A AS FA	TPU	2
P	P20/A	KD2WH2401	PUCON	2R/13 W24 U0/U06A AS AR FA	TPU	2
P	P20/A/BL	KD2LB2401	PUCON	2R/13 LB24 U0/U06A AS AR FA	TPU	2
P	PV10/A	KD2DG1601	PUCON	2LR/8 DG16 U0/U04A AS FA	TPU	2
P	P13/A/BN	KD1WH1801	PUCON	1RH/20 W18 U0/U03A AS AR FA	TPU	1
P	P19/B	KD2WH2402	PUCON	2R/8 W24 U0/B AR FA	TPU	2
P	P20/B	KD2WH2801	PUCON	2R/13 W28 U0/B AS AR FA	TPU	2
P	P21/A/TR	KD2TR1901	PUCON	2LR/8 TR19 U0/U05A AS AR FA	TPU	2
P	P22/A/TR	KD2TR2301	PUCON	2LR/8 TR23 U0/U09A AS AR FA	TPU	2
P	P24/A/TR	KD2TR4001	PUCON	2R/15 TR40 U0/U18A AS AR FA	TPU	2
P	P24/A/DG	KD2DG4001	PUCON	2R-RX/14 DG40 U0/U20A AS AR FA	TPU	2
P	PN20/A	KD2BL2301	PUCON	2R/13 B23 00/U05A AR	TPU	2
P	PN30/A	KD3BL2501	PUCON	3R/50 B25 00/U04A AR	TPU	3
P	P350/A/NR	KD3BL2601	PUCON	3RH/50 B26 00/U04A AR	TPU	3
F	F6	KB1WH1201	PVCEXCON	1LR/5 W12 U0/V07 FA	PVC	1
F	F10	KB2WH2003	PVCEXCON	2LR/8 W20 U0/V05 FA	PVC	2
F	F10/AB	KB2DB2002	PVCEXCON	2LR/8 DB20 U0/V05 FA AB	PVC	2
F	F10/BL	KB2DB2001	PVCEXCON	2LR/8 DB20 U0/V05 FA	PVC	2
F	F10/Z	KB2WH2301	PVCEXCON	2LR/8 W23 U0/Z FA	PVC	2
F	F10/09.0	KB2WH2402	PVCEXCON	2LR/8 W24 U0/V09 FA	PVC	2
F	F10/09.0/BL	KB2DB2402	PVCEXCON	2LR/8 DB24 U0/V09 FA	PVC	2
F	F20	KB2WH2604	PVCEXCON	2R/12 W26 U0/V08 FA	PVC	2
F	F21	KB2WH2601	PVCEXCON	2F/12 W26 U0/V08 FA	PVC	2
F	F21/BL	KB2DB2602	PVCEXCON	2F/12 DB26 U0/V08 FA	PVC	2

 SUITABLE FOR THE USE

 USE WITH CAUTION

TYPE OF FABRIC	HARDNESS (SHA)	SLIDER BED	FLAT ROLLERS	SLIDER BED ON BOTH SIDES	CHANNEL TROUGH	CONVENTIONAL TROUGH	INCLINED / DECLINED CONVEYING	INCLINED / DECLINED VARIATION	BUCKET ELEVATOR	CONVEYOR WITH ACCUMULATION	SLIDER BED WITH PRESSURE	POWER TURN CONVEYOR
LR	88	•	•								•	▲
LR	88	•	•							•	•	▲
LR	88	•	•							•	•	▲
LR	88	•	•							•	•	▲
LR	92	•	•							•	•	▲
LR	88	•	•							•	•	▲
LR	88	•	•							•	•	▲
RR	88	•	•							•	•	▲
RR	88	•	•				•	•			•	▲
LR	92	•	•								•	▲
LR	92	•	•							•	•	▲
F	88	•	•		•					•	•	•
LR	92	•	•							•	•	▲
LR	92	•	•				•	•			•	▲
LR	92	•	•							•	•	▲
LR	92	•	•							•	•	▲
LR	86	•	•							•	•	▲
LR	92	•	•				•	•			•	▲
LR	92	•	•							•	•	▲
LR	92	•	•							•	•	▲
LR	92	•	•							•	•	▲
R	92	•	•							•	•	▲
R	92	•	•							•	•	▲
LR	92	•	•							•	•	▲
RH	92	•	•							•	•	▲
R	88	•	•				•	•			•	▲
R	92	•	•				•	•			•	▲
LR	92	•	•							•	•	▲
LR	92	•	•							•	•	▲
R	92	•	•							•	•	▲
RX	88	•	•							•	•	▲
R	92	•	•							•	•	▲
R	92	•	•							•	•	▲
RH	92	•	•							•	•	▲
LR	72	•	•								•	▲
LR	72	•	•								•	▲
LR	72	•	•								•	▲
LR	72	•	•				•	•			•	▲
LR	72	•	•								•	▲
LR	72	•	•								•	▲
R	72	•	•								•	▲
F	72	•	•		•						•	•
F	72	•	•		•						•	•



## RECOMMENDED USES

SERI	SAMPLA REF	ARTICLE NO		NEW DESCRIPTION	MATERIAL	PLIES
F	F10/09.0/RV	KB2WH2702	PVCEXCON	2LR/8 W27 U0/RV FA	PVC	2
F	F21/12.0	KB2WH3002	PVCEXCON	2F/12 W30 U0/V12 FA	PVC	2
F	F30	KB3WH3801	PVCEXCON	3R/16 W38 U0/V08 FA	PVC	3
F	F31	KB3WH3803	PVCEXCON	3F/14 W38 U0/V08 FA	PVC	3
F	F20/06.06/BL/Z	KB2DB3001	PVCEXCON	2R/12 DB30 Z/V06 FA	PVC	2
F	F21/05.05/BL/Z	KB2DB3003	PVCEXCON	2F/13 DB30 Z/V05 FA	PVC	2
F	F20/BW/BL	KB2DB2301	PVCEXCON	2R/12 DB23 U0/BW FA	PVC	2
F	F20/LG/BL	KB2DB3004	PVCEXCON	2R/12 DB30 U0/LG FA	PVC	2
F	F20/06.06/Z	KB2WH3003	PVCEXCON	2R/12 W30 Z/V06 FA	PVC	2
F	F21/05.05/Z	KB2WH3001	PVCEXCON	2F/13 W30 Z/V05 FA	PVC	2
F	F21/10.05/Z	KB2WH3601	PVCEXCON	2F/13 W36 Z/V10 FA	PVC	2
F	F31/08.09/Z	KB3WH4501	PVCEXCON	3F/14 W45 Z/V09 FA	PVC	3
F	F31/08.15/Z	KB3WH5801	PVCEXCON	3F/14 W58 Z/V15 FA	PVC	3
F	F61/10.05	KB2WH4601	PVCEXCON	2F/45 W46 V05/V10 FA	PVC	2
F	F41/06.10	KB3WH5301	PVCEXCON	3F/24 W53 V06/V10 AS FA	PVC	3
F	F20/T	KB2WH5002	PVCEXCON	2R/12 W50 U0/T FA	PVC	2
F	F20/M	KB2WH5701	PVCEXCON	2R/12 W57 U0/M FA	PVC	2
F	F21/K	KB2WH8001	PVCEXCON	2F/12 W80 U0/K FA	PVC	2
E	E21/20.10/ATEX	KB2WH5001	PVCEXCON	2F/16 W50 V08/V20 AS AR FA FR ATEX	PVC	2
E	E31/20.10/ATEX	KB3WH6001	PVCEXCON	3F/24 W60 V07/V20 AS AR FA FR ATEX	PVC	3
E	E31/25.14/ATEX	KB3WH7401	PVCEXCON	3F/24 W74 V14/V25 AS AR FA FR ATEX	PVC	3
E	E41/20.08/ATEX	KB4WH7401	PVCEXCON	4F/30 W74 V08/V20 AS AR FA FR ATEX	PVC	4
E	E31/30.13/ATEX	KB3WH9501	PVCEXCON	3F/75 W95 V13/V30 AS AR FA FR ATEX	PVC	3
E	E21/10.10/VR/ATEX	KB2PG4101	PVCEXCON	2F/20 PG41 V10/V10 AS AR FA FR ATEX	PVC	2
E	E31/20.07/VR/ATEX	KB3PG6201	PVCEXCON	3F/30 PG62 V07/V20 AS AR FA FR ATEX	PVC	3
E	E41/20.08/VR/ATEX	KB4PG7401	PVCEXCON	4F/35 PG74 V08/V20 AS AR FA FR ATEX	PVC	4
R	R4	KC1WH0801	FABCON	1FC/4 W08 V0/V0 FA	FABRIC	1
R	R10	KC2WH1201	FABCON	2LR/8 W12 00/00 AS FA	PVC	2
R	R11	KC2TR1401	FABCON	2FC/6 TR14 00/00 FA	PVC	2
R	R12	KC2WH1802	FABCON	2LR/8 W18 00/00 FA	PVC	2
R	R13	KC2TR1001	FABCON	2LR/6 TR10 U0/U0 AS FA	TPU	2
R	R13/LB	KC2LB1001	FABCON	2LR/6 LB10 U0/U0 AS FA	TPU	2
R	R14	KC2WH1401	FABCON	2LR/8 W14 U0/00 FA	TPU	2
R	R16	KC2TR1502	FABCON	2R-RX/14 TR15 00/00 AS FA	PVC	2
R	R18	KC2TR1901	FABCON	2RC-R/8 TR19 00/00 FA	PVC	2
R	R19	KC2TR2401	FABCON	2RC /5 TR24 00/00 FA	PVC	2
R	R30	KC3TR3001	FABCON	3FC/8 TR30 00/00 FA	PVC	3
U	U6/05.05/Z/AG	KA1AG2001	PVCCON	1R/6 AG20 Z/V05 AS	PVC	1
U	U10/AG	KA2AG2003	PVCCON	2LR/8 AG20 00/V05 AS	PVC	2
U	U14/AG	KA2AG2002	PVCCON	2R/12 AG20 00/V05 AS	PVC	2
U	U14/08.0/AG	KA2AG2401	PVCCON	2R/12 AG24 00/V08 AS	PVC	2
U	U14/11.0/AG	KA2AG2703	PVCCON	2R/12 AG27 00/V11 AS	PVC	2
U	U14/15.0/AG	KA2AG3004	PVCCON	2R/12 AG30 00/V15 AS	PVC	2
U	U14/06.06/AG/Z	KA2AG3001	PVCCON	2R/12 AG30 Z/V06 AS	PVC	2

 SUITABLE FOR THE USE

 USE WITH CAUTION

TYPE OF FABRIC	HARDNESS (SHA)	SLIDER BED	FLAT ROLLERS	SLIDER BED ON BOTH SIDES	CHANNEL TROUGH	CONVENTIONAL TROUGH	INCLINED / DECLINED CONVEYING	INCLINED / DECLINED VARIATION	BUCKET ELEVATOR	CONVEYOR WITH ACCUMULATION	SLIDER BED WITH PRESSURE	POWER TURN CONVEYOR
LR	72	•	•				•	•			•	▲
F	72	•	•		•						•	•
R	72	•	•								•	▲
F	72	•	•		•						•	•
R	72		•									▲
F	72		•			•						•
R	55	•	•				•	•			•	▲
R	55	•	•				•	•			•	▲
R	72		•									▲
F	72		•			•						•
F	72		•			•						•
F	72		•			•						•
F	72		•			•						•
F	72		•			•						•
R	55	•	•				•	•			•	▲
R	60	•	•				•	•			•	▲
F	72	•	•				•				•	•
F	75		•			•			•			•
F	75		•			•			•			•
F	75		•			•			•			•
F	75		•			•			•			•
F	75		•			•			•			•
F	75		•			•			•			•
F	75		•			•			•			•
F	75		•			•			•			•
FC	-	•	•	•	•					•	•	•
LR	-	•	•	•						•		▲
FC	-	•	•	•	•					•		•
LR	-	•	•	•						•		▲
LR	-	•	•	•						•	•	▲
LR	-	•	•	•						•	•	▲
RX	-	•	•	•						•		▲
RC	-	•	•	•						•		▲
RC	-	•	•	•						•		▲
FC	-	•	•	•	•					•		•
R	74		•									▲
LR	74	•	•									▲
R	74	•	•									▲
R	74	•	•									▲
R	74	•	•									▲
R	74	•	•									▲
R	74	•	•									▲

## RECOMMENDED USES

SERI	SAMPLA REF	ARTICLE NO		NEW DESCRIPTION	MATERIAL	PLIES
U	U35/06.06/Z/AG	KA3AG4201	PVCCON	3R/16 AG42 Z/V06 AS	PVC	3
U	U6	KA1PG1301	PVCCON	1LR/5 PG13 00/V08 AS	PVC	1
U	U6/05.05/Z/VR	KA1PG2002	PVCCON	1R/6 PG20 Z/V05 AS	PVC	1
U	U10	KA2PG2001	PVCCON	2LR/8 PG20 00/V05 AS	PVC	2
U	U10/N	KA2PG2002	PVCCON	2LR/8 PG22 00/N AS	PVC	2
U	U20	KA2PG2501	PVCCON	2R/12 PG25 00/V09 AS	PVC	2
U	U21	KA2PG2601	PVCCON	2F/12 PG26 00/V08 AS	PVC	2
U	U19	KA2PG2703	PVCCON	2LR/8 PG27 00/V12 AS	PVC	2
U	U20/12.0	KA2PG3003	PVCCON	2R/12 PG30 00/V12 AS	PVC	2
U	U21/05.05/Z	KA2PG3001	PVCCON	2F/13 PG30 Z/V05 AS	PVC	2
U	U20/06.06/Z	KA2PG3002	PVCCON	2R/12 PG30 Z/V06 AS	PVC	2
U	U20/06.06/NR/Z	KA2BL3003	PVCCON	2R/12 B30 Z/V06 AS	PVC	2
U	U20/20.0	KA2PG3701	PVCCON	2R/12 PG37 00/V20 AS	PVC	2
U	U30	KA3PG3801	PVCCON	3R/16 PG38 00/V09 AS	PVC	3
U	U31	KA3PG3803	PVCCON	3F/14 PG38 00/V08 AS	PVC	3
U	U35	KA3PG4501	PVCCON	3R/16 PG45 00/V15 AS	PVC	3
U	U30/NR/A	KB3BL5001	PVEXCON	3R/16 B50 V0/V20A AS AR	PVC	3
U	U35/V	KA3PG5002	PVCCON	3R/16 PG50 00/V AS	PVC	3
U	U61/V	KA3PG6501	PVCCON	3F/40 PG65 V0/V	PVC	3
U	U91/V	KA3PG7001	PVCCON	3F/50 PG70 V0/V	PVC	3
U	U121/4F	KA4PG9001	PVCCON	4F/70 PG90 U0/F	PVC	4
U	U101/V	KA2PG1D01	PVCCON	2F/28 PG100 V0/V	PVC	2
L	L20/BW	KA2PG2301	PVCCON	2R-RX/14 PG23 00/BW AS	PVC	2
L	L30/BW	KA1PG3001	PVCCON	1FH/20 PG30 V0/BW AS	PVC	1
L	L10/F	KA2GR2401	PVCCON	2LR/8 GR24 00/F	PVC	2
L	L10/LG	KA2GR2601	PVCCON	2LR/8 GR26 00/LG	PVC	2
L	L10/Y	KA2GR2801	PVCCON	2LR/8 GR28 00/Y	PVC	2
L	L10/V	KA2PG2401	PVCCON	2LR/8 PG24 00/V	PVC	2
L	L20/LG/NR	KA2BL3008	PVCCON	2R-RX/14 B30 00/LG AS	PVC	2
L	L20/LG/VR	KA2PG3004	PVCCON	2R-RX/14 PG30 00/LG AS	PVC	2
L	L10/M	KA2PG5201	PVCCON	2LR/8 PG52 00/M	PVC	2
L	L10/M/NR	KA2BL5201	PVCCON	2LR/8 B52 00/M	PVC	2
L	L20/M	KA2PG5701	PVCCON	2R/12 PG57 00/M	PVC	2
L	L20/C	KA2PG5601	PVCCON	2R/12 PG56 00/C	PVC	2
L	L20/H	KA2PG8501	PVCCON	2R/12 PG85 00/H	PVC	2
L	L30/AS	KA3PG6001	PVCCON	3R/16 PG60 00/V30 AS	PVC	3
L	L91/V	KA3PG7002	PVCCON	3F/50 PG70 V0/V	PVC	3
L	L91/H	KA3PG1H01	PVCCON	3F/50 PG120 U0/H	PVC	3
MG	MG101/Y	KA4DB8101	PVCCON	4F/70 DB81 U0/Y	PVC	4
MG	MG101/H2	KA4DB1H01	PVCCON	4F/70 DB120 U0/H2	PVC	4
N	N18/A	KA2BL2103	PVCCON	2R-RX/14 B21 00/V05A AS FR	PVC	2
N	N20/0.0	KC2BL2401	FABCON	2R-RX/14 B24 00/U0 AS FR	PVC	2
N	N20	KA2BL2602	PVCCON	2R-RX/14 B26 00/V05 AS FR	PVC	2
N	N20/A	KA2BL2601	PVCCON	2R-RX/14 B26 00/V05A AS FR	PVC	2

 SUITABLE FOR THE USE

 USE WITH CAUTION

TYPE OF FABRIC	HARDNESS (SHA)	SLIDER BED	FLAT ROLLERS	SLIDER BED ON BOTH SIDES	CHANNEL TROUGH	CONVENTIONAL TROUGH	INCLINED / DECLINED CONVEYING	INCLINED / DECLINED VARIATION	BUCKET ELEVATOR	CONVEYOR WITH ACCUMULATION	SLIDER BED WITH PRESSURE	POWER TURN CONVEYOR
R	74		•									▲
LR	74	•	•									▲
R	74		•									▲
LR	74	•	•									▲
LR	74	•	•				•	•				▲
R	74	•	•									▲
F	74	•	•		•							•
LR	74	•	•									▲
R	74	•	•									▲
F	74		•			•						•
R	74		•									▲
R	74		•									▲
R	74	•	•									▲
R	74	•	•									▲
F	74	•	•		•							•
R	74	•	•								•	▲
R	75	•	•								•	▲
R	74	•	•				•	•				▲
F	74	•	•		•		•				•	•
F	74	•	•		•		•				•	•
F	74	•	•		•		•				•	•
F	74	•	•		•		•				•	•
RX	55	•	•				•	•				▲
FH	55	•	•		•		•				•	•
LR	46	•	•				•	•				▲
LR	46	•	•				•	•				▲
LR	46	•	•				•	•				▲
LR	46	•	•				•	•				▲
RX	46	•	•				•	•				▲
RX	46	•	•				•	•				▲
LR	46	•	•				•	•				▲
LR	46	•	•				•	•				▲
R	46	•	•				•	•				▲
R	46	•	•				•	•				▲
R	46	•	•				•	•				▲
R	55	•	•									▲
F	46	•	•		•		•				•	•
F	55	•	•		•		•				•	•
F	55	•	•		•		•				•	•
F	55	•	•		•		•				•	•
RX	85	•	•							•		▲
RX	-	•	•	•						•		▲
RX	85	•	•									▲
RX	85	•	•							•		▲




## RECOMMENDED USES

SERI	SAMPLA REF	ARTICLE NO	NEW DESCRIPTION		MATERIAL	PLIES
N	N20/10.0/A	KA2BL3005	PVCCON	2R-RX/14 B30 00/V10A AS FR	PVC	2
N	N20/BW	KA2BL2302	PVCCON	2R-RX/14 B23 00/BW AS FR	PVC	2
N	N20/LG	KA2BL3001	PVCCON	2R-RX/14 B30 00/LG AS FR	PVC	2
N	N20/M	KA2BL5701	PVCCON	2R-RX/14 B57 00/M AS FR	PVC	2
N	N20/K	KA2BL8701	PVCCON	2R-RX/14 B87 00/K AS FR	PVC	2
N	ND20/06.06/A/A	KA2BL3004	PVCCON	2RR/16 B30 V06A/V06A TR FR	PVC	2
N	ND21/06.06/A/A	KA2BL3007	PVCCON	2F/16 B30 V06A/V06A TR FR	PVC	2
D	D10/A	KA2PG2004	PVCCON	2LR/8 PG20 00/V05A	PVC	2
D	DN7/A	KA2BL1803	PVCCON	2LR-FX/7 B18 00/V04A	PVC	2
D	DN8/A	KA2BL1802	PVCCON	2LR/8 B18 00/V04A	PVC	2
D	DN8/A/AS	KA2BL2001	PVCCON	2R/10 B20 00/V05A AS	PVC	2
T	T8/L	KA1BL1602	PVCCON	1RX/6 B16 00/L AS	PVC	1
T	T8/Z	KA1BL1601	PVCCON	1RX/6 B16 00/Z AS	PVC	1
T	T8/E	KA1BL2001	PVCCON	1RX/6 B20 00/E AS	PVC	1
T	T10/Z	KA2BL2503	PVCCON	2F-FX/10 B25 00/Z AS	PVC	2
T	T20/E	KA2BL2505	PVCCON	2F-FX/12 B25 00/E AS	PVC	2
T	T20/L	KA2BL2504	PVCCON	2F-FX/12 B25 00/L AS	PVC	2
T	T20/P	KA2BL3002	PVCCON	2F-FX/12 B30 00/P AS	PVC	2
G	G23/U	KA3AN8401	PVCCON	3R/18 AN84 00/U AS	PVC	3
G	G23/R	KA3AN9501	PVCCON	3R/18 AN95 00/R AS	PVC	3
B	B10/NR	KC2BL1601	FABCON	2LR/8 B16 U0/U0 AS	PVC	2
B	B21	KC2PG2001	FABCON	2F/12 PG20 U0/U0	PVC	2
B	B31	KC3PG3501	FABCON	3F/14 PG35 U0/U0	PVC	3
V	V23/A	KF2TR2401	POLYCON	2F/16 TR24 00/Y06A AS FA PR	TPO	2
V	V23/Y	KF2TR2801	POLYCON	2F/16 TR28 00/Y AS FA PR	TPO	2
V	V23/05.05/Z	KF2TR3101	POLYCON	2F/16 TR31 Z/Y05 AS FA PR	TPO	2
V	V23/C	KF2TR5501	POLYCON	2F/16 TR55 00/C AS FA PR	TPO	2
V	V33/A	KF3TR3801	POLYCON	3F/20 TR38 00/Y06A AS FA PR	TPO	3
V	PL5	KF1TR1001	POLYCON	1F/3 TR10 Y025/Y025 FA PR	TPO	1
H	H14	KH2WH1401	SILCON	2LR/10 TR14 00/S03 FA	SILICON	2
SAM	SAM 025/BN	KG1WH2501	FELTCON	1K/15 W25 00/00 FA	FELT	1
SAM	SAM 025/A	KG1GR2501	FELTCON	1K/15 GR25 00/00 AS	FELT	1
SAM	SAM 040/A	KG1GR4001	FELTCON	1K/17 GR40 00/00 AS	FELT	1
SAM	SAM 055/A	KG1GR5501	FELTCON	1K/17 GR55 00/00 AS	FELT	1
SAM	SAM 025/VR	KG1GN2501	FELTCON	1K/15 GN25 00/00	FELT	1
SAM	SAM 040/VR	KG1GN4001	FELTCON	1K/17 GN40 00/00	FELT	1
SAM	SAM 055/VR	KG1GN5501	FELTCON	1K/17 GN55 00/00	FELT	1
MB		KVMG.MB10	MEGABLUE	MB 10	TPU	1
MB		KVMG.MB10K	MEGABLUE	MB 10K	TPU	1
MB		KVMG.MB20	MEGABLUE	MB 20	TPU	1
MB		KVMG.MB20K	MEGABLUE	MB 20K	TPU	1

 SUITABLE FOR THE USE

 USE WITH CAUTION

TYPE OF FABRIC	HARDNESS (SHA)	SLIDER BED	FLAT ROLLERS	SLIDER BED ON BOTH SIDES	CHANNEL TROUGH	CONVENTIONAL TROUGH	INCLINED / DECLINED CONVEYING	INCLINED / DECLINED VARIATION	BUCKET ELEVATOR	CONVEYOR WITH ACCUMULATION	SLIDER BED WITH PRESSURE	POWER TURN CONVEYOR
RX	85	•	•							•		▲
RX	55	•	•				•	•				▲
RX	55	•	•				•	•				▲
RX	55	•	•				•	•				▲
RX	68	•	•				•	•				▲
RR	85		•							•		▲
F	85		•			•				•		•
LR	90	•	•							•		▲
LR	90	•	•							•		▲
LR	90	•	•							•		▲
R	90	•	•							•		▲
RX	85	•	•				•	•				▲
RX	85	•	•				•	•				▲
RX	85	•	•				•	•				▲
FX	85	•	•		•		•					•
FX	85	•	•		•		•					•
FX	85	•	•		•		•					•
FX	85	•	•		•		•					•
R	55	•	•				•	•				▲
R	55	•	•				•	•				▲
LR	-	•	•	•						•	•	▲
F	-	•	•	•	•					•	•	•
F	-	•	•	•	•					•	•	•
F	92	•	•		•							•
F	92	•	•		•		•					•
F	92		•			•						•
F	92	•	•		•		•					•
F	92	•	•		•							•
F	86											
LR	40	•	•				•				•	
K	-	•	•	•						•		
K	-	•	•	•						•		
K	-	•	•	•						•		
K	-	•	•	•						•		
K	-	•	•	•						•		
K	-	•	•	•						•		
K	-	•	•	•						•		
-	95											
-	95											
-	95											
-	95											



## PROFILES FOR CONVEYOR BELTS

### Profiles/Flights/Cleats/Guides for conveyor belts

In some cases, belts with a smooth cover or low cover pattern are not able to convey up steep inclines slippery or bulky materials. Under these circumstances, profiles of different heights and configurations can be welded on the belt to prevent material from falling backwards and thus maintain conveying even at high incline degrees.

Sampla Belting has designed and developed a range of profiles which meet normal inclined conveying requirements fulfilling a wide range of possible applications. The choice of profile, as well as the right spacing and positioning, is determined by a thorough analysis of the conveying problem. Although it may be possible in some cases to calculate the overall conveyor capacity, we advise you to contact our technical sales staff to obtain assistance in profile spacing.

Our profiles and belt covers are made of the same high quality PVC, PU. Additionally, square, rectangular, and tracking profiles, such as v-guides can be fitted longitudinally on both the belt cover and pulley side to assist with belt tracking. Notched tracking profiles allow for smaller diameter pulleys.



## Technical drawing of Spondaflex Profile.



## SPONDAFLEX PROFILE - SIDEWALL

Spondaflex is a capacity conveying system based on the use of sidewalls, which eliminates spillage and serves as an alternative to the traditional throughed conveyors, with the following advantages:

- Higher conveying capacity
- No spillage
- Application on conveyors with varying inclines
- When fitted with cleats, material can be conveyed with an incline up to 90°.
- The particular fabric reinforcement of Sampla Belting's Spondaflex allows a greater impact resistance, abrasion resistance and durability.

Minimum diameter permitted by profile flexibility. It cannot be smaller than indicated but could be bigger in accordance with the type of belt used. Spondaflex belt, without transversal cleats, is available in widths up to 1400 mm.

TYPE	MATERIAL	COLOR	ROLLERS Ø	DIMENSIONS		SUGGESTED PROFILES
			mm	mm B	H	
SPV 35	PVC	BN/VR	100	44	35	R30
SPV 55	PVC	BN/VR	120	44	55	R50 - F50
SPV 85	PVC	BN/VR	150	44	85	R80 - C80
SPU 30/20	PU	BN/VR	80	20	30	PU30 - 20
SPU 30	PU	BN/VR	100	40	30	PU30 - 30
SPU 50	PU	BN/VR	120	40	50	PU50 - 30
SPU 80	PU	BN/VR	150	40	80	



PRODUCTION ON DEMAND

HARDNESS:

PVC

Colors:  
AG, PG, TR, W, DB, BL

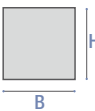


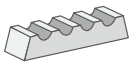
70° Shore A Hardness

PU

Colors:  
LB, W, TR, DG

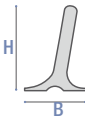

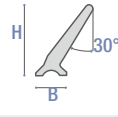

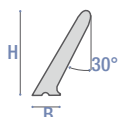
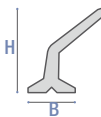
85° Shore A FDA  
Approved

## CHARACTERISTICS OF PROFILE

PROFILE SECTION	TYPE	DIMENSIONS			MASS [g/m]	MATERIAL	MIN.Ø ROLLERS ACCORDING TO POSITION			POSSIBLE TYPE OF APPLICATION		
		BxH[mm]					TRANSVERSAL	CARRYING SIDE	SLIDING SIDE	LONGITUDINAL	TRANSVERSAL	CHEVRON PATTERN
		[mm]	[mm]	[mm]			[mm]	[mm]	[mm]	-	-	-
SQUARE		M8	8	8	80	PVC	40	80	80	•	•	•
		M12	12	12	180	PVC	70	130	130	•	•	•
RECTANGULAR		M15	20	15	380	PVC	110	180	180	•	•	
V-GUIDE		TX	6	3	21	PVC		60	30	•		
		TY	8	5	30	PVC		70	30	•	•	
		TZ	10	6	60	PVC	40	70	60	•	•	
		TA	13	8	110	PVC	60	100	80	•	•	
		TB	17	11	185	PVC	90	120	100	•	•	
		TC	22	14	320	PVC	130	180	150	•	•	
		TD	30	16	490	PVC	180	250	250	•	•	
		PU Y	8	5	30	PU		70	30			•
		PU Z	10	6	60	PU	60	80	50	•	•	
		PU A	13	8	100	PU	80	100	60	•	•	
PU B	17	11	170	PU	100	120	100	•	•			
NOTCHED V - GUIDE		TYD	8	5	30	PVC	-	60	25	•		
		TZD	10	6	50	PVC	-	50	40	•		
		TAD	13	8	90	PVC	-	90	70	•		
		TBD	17	11	160	PVC	-	110	90	•		
		TCD	22	14	290	PVC	-	170	140	•		

Profiles for transverse application only

To define minimum diameter, account for belt flexibility.  
Below data are theoretical and refer to conveyor belt class 10,  
2 plies. For temperatures below 5° C, account for a reasonable  
increase of minimum drum diameters (20%).

PROFILE SECTION	TYPE	DIMENSIONS		MASS	MATERIAL	MIN. ROLLERS ACCORDING TO POSITION
						TRANSVERSAL
						[mm]
10° PROFILES 	R20	35	20	325	PVC	100
	R30	35	30	430	PVC	100
	R40	35	40	540	PVC	100
	R50	35	50	735	PVC	100
	R60	40	60	775	PVC	150
	R80	40	80	1300	PVC	150
10° REINFORCED PROFILES 	L30	30	30	330	PVC	100
	L40	25	40	400	PVC	120
	L50	30	50	660	PVC	160
30° PVC PROFILES 	F40	25	44	550	PVC	90
	F50	25	50	630	PVC	100
VERTICAL PROFILES 	PU20	10	20	140	PU	40
	PU30	10	30	180	PU	45
	PU50	10	50	300	PU	50
30° PU/PL PROFILES 	PU30-30	10	30	180	PU	45
	PU50-30	10	50	280	PU	50
	PL30-30*	10	30	160	PL	80
	PL50-30*	10	50	230	PL	100
HIGH EFFICIENCY 	C80	40	80	1385	PVC	160



## BELTEX P.T. BELTS AND MACHINE TAPES CHARACTERISTICS AND APPLICATIONS

### SERIES F

Leather-Nylon flat power transmission belts for the transmission of power on one side only. Suitable for dry, dusty conditions like flour mills, paper mills, marble gang saws, gatters, mechanical industry. Colors: Green on top, gray on pulley side.

### SERIES L

Leather-Nylon flat power transmission belts for the transmission of power on both sides. Suitable for oily and contaminated conditions for conveyors in mechanical industries. Colors: Gray on both sides.

### SERIES P

Flat power transmission belts for the transmission of power on one side only. Used as a light weight belt for packaging machines, and in the chemical, paper processing, and other mechanical industries. Colors: Green on both sides.

### SERIES T

Double cover synthetic rubber transmission belts. Used in the textile industry as tangential belts, on folder-gluer machines in the paper processing industry, and as a machine belts for packaging and conveying in mechanical, wood and chemical industries. Colors: Green on spindle side, yellow on pulley side.

### SERIES C

Double cover synthetic rubber transmission belts. Used in the graphic arts and cardboard processing industries.

### SERIES M

Conveyor belts for the graphic arts, paper processing, and packaging industries. The carcass is made of polyamide fabric. Colors: Green conveying surface and black friction surface bottom side.

### SERIES ME

Conveyor belts for the graphic arts, paper processing, and packaging industries. Suitable for inclined conveying. The carcass is made of polyester fabric. Colors: Green conveying surface and black friction surface bottom side.

### SERIES MX

Flat power transmission belts used as light conveyors in the paper processing industry and in applications with magnetic elevators. Colors: Green conveying surface (except MX 50/09) and black friction surface bottom side.

### SERIES NE

Elastic polyurethane conveyor belt. This series doesn't have a textile carcass and due to its elasticity is suitable for light conveyors with fixed drums. Suitable for food contact. Well suited for the graphic arts and printing industries due to its quick splice time.

#### SURFACE PATTERNS

 TFF VERY LIGHT FABRIC

 TF LIGHT FABRIC

 TG HEAVY FABRIC

 SG SUPER GRIP PATTERN

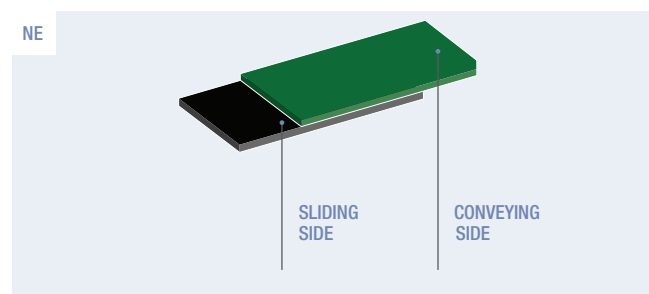
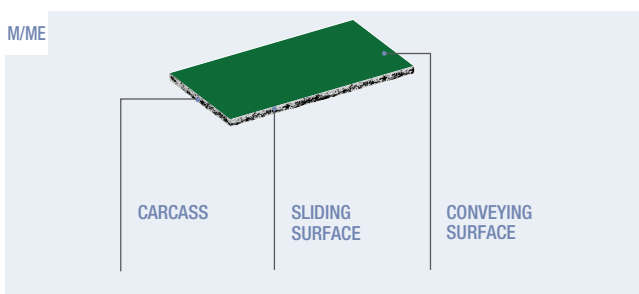
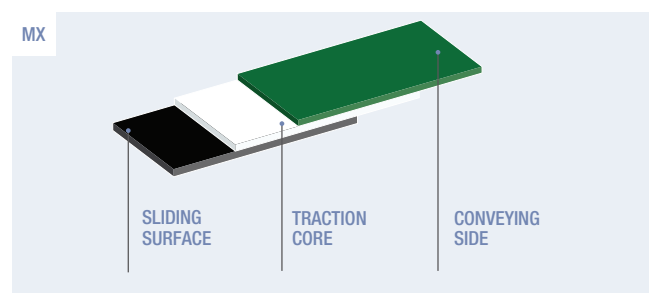
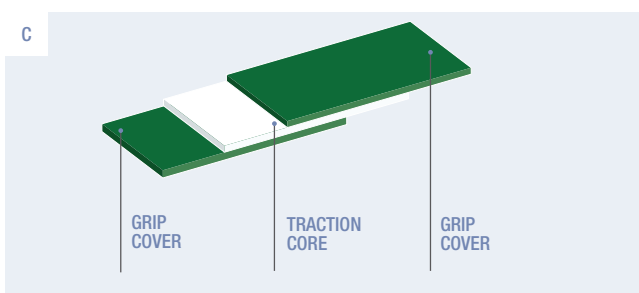
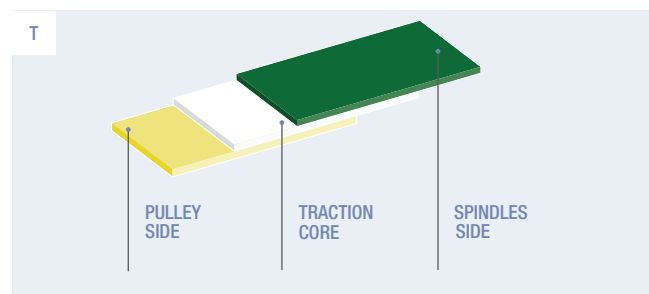
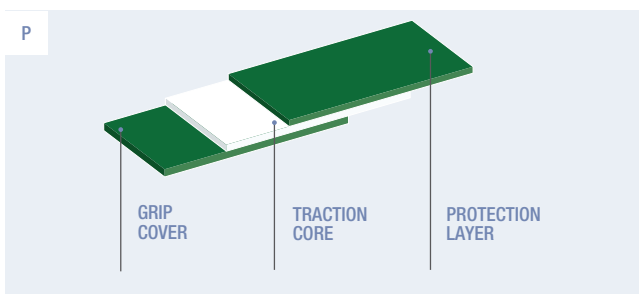
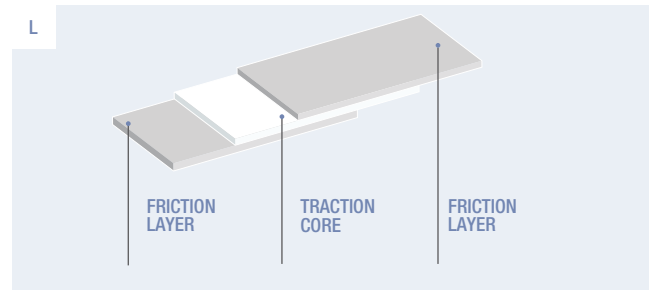
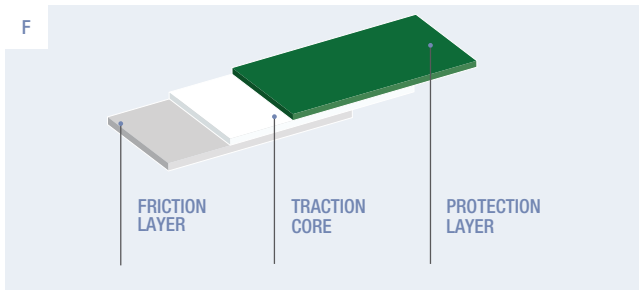
## POWER TRANSMISSION FLAT BELTS

---

Products expressly developed to be used in those industrial sectors where characteristics like good flexibility, conductivity and quick joining are requested.

The materials used to prepare the traction cores and the covers are the result of selections and improvements that, since many years, characterize the production philosophy of Sampla Belting. The products of these series find their application as light conveyors in various sectors like graphic arts, bindery, electronic industry, packaging industry.

The characteristics of each product were studied to fully satisfy the requirements of specific applications by using different covers like elastomers, thermoplastic compounds polyamide or polyester fabrics, or adopting different traction cores according to the higher or lower stresses to which they undergo.



**AN** ANTHRACITE**GR** GREY**VR** SAMPLA GREEN**BN** WHITE**NR** BLACK**GL** YELLOW**TR** TRANSPARENT

## POWER TRANSMISSION FLAT BELTS

SERIES	TYPE	GENERAL CHARACTERISTICS								TOP SURFACE			FRICTION SURFACE		
		THICKNESS	MASS	MIN. Ø	PULL FOR 1% elong	TEMP. RANGE	ANTISTATIC	MAX. PROD. WIDTH	MATERIAL	COLOUR	FRICTION FACTOR	MATERIAL	COLOUR	FRICTION FACTOR	
		[mm]	[Kg/m <sup>2</sup> ]	[mm]	[N/mm]	[min. max]°C	-	[mm]	-	-	-	-	-	-	
<b>F</b>	F 35/28*	2,8	2,5	35	3,5	-30 80	-	500	T	VR	0,25	L	GR	0,4	
	F 50/30*	3,0	2,8	50	5,0	-30 80	-	500	T	VR	0,25	L	GR	0,4	
	F 75/48*	3,2	3,2	75	7,5	-30 80	-	500	T	VR	0,25	L	GR	0,4	
	F 100/34	3,4	3,3	100	10,0	-30 80	-	500	T	VR	0,25	L	GR	0,4	
	F 150/39	3,9	3,9	150	15,0	-30 80	-	500	T	VR	0,25	L	GR	0,4	
	F 200/44	4,4	4,5	200	20,0	-30 80	-	500	T	VR	0,25	L	GR	0,4	
	F 300/54	5,4	5,6	300	30,0	-30 80	-	500	T	VR	0,25	L	GR	0,4	
<b>L</b>	L 50/45	4,5	4,5	50	5,0	-30 80	-	500	T	GR	0,4	L	GR	0,4	
	L 75/48*	4,8	4,9	75	7,5	-30 80	-	500	T	GR	0,4	L	GR	0,4	
	L 100/50	5,0	5,1	100	10,0	-30 80	-	500	T	GR	0,4	L	GR	0,4	
	L 150/55	5,5	5,2	150	15,0	-30 80	-	500	T	GR	0,4	L	GR	0,4	
<b>P</b>	P 20/14	1,4	1,4	20	2,0	-20 100	/	500	T	VR	0,25	XNBR	VR	0,7	
	P 50/16	1,6	1,7	45	5,0	-20 100	/	500	T	VR	0,25	XNBR	VR	0,7	
	P 75/19	1,9	1,9	65	7,5	-20 100	/	500	T	VR	0,25	XNBR	VR	0,7	
	P 100/21	2,1	2,1	90	10,0	-20 100	/	500	T	VR	0,25	XNBR	VR	0,7	
	P 150/26*	2,6	2,7	135	15,0	-20 100	/	500	T	VR	0,25	XNBR	VR	0,7	
<b>T</b>	T 35/18	1,8	1,9	30	3,5	-20 100	/	500	XNBR	VR	0,7	XNBR	GL	0,7	
	T 50/19	1,9	2,2	40	5,0	-20 100	/	500	XNBR	VR	0,7	XNBR	GL	0,7	
	T 75/26	2,6	2,9	60	7,5	-20 100	/	500	XNBR	VR	0,7	XNBR	GL	0,7	
	T 75/30	3,0	3,4	60	7,5	-20 100	/	500	XNBR	VR	0,7	XNBR	GL	0,7	
	T 100/24	2,4	2,7	90	10,0	-20 100	/	500	XNBR	VR	0,7	XNBR	GL	0,7	
	T 100/32*	3,2	3,6	90	10,0	-20 100	/	500	XNBR	VR	0,7	XNBR	GL	0,7	
	T 100/38*	3,8	4,3	90	10,0	-20 100	/	500	XNBR	VR	0,7	XNBR	GL	0,7	
	T 100/48*	4,8	5,5	90	10,0	-20 100	/	500	XNBR	VR	0,7	XNBR	GL	0,7	
T 100/31*	3,1	3,4	135	15,0	-20 100	/	500	XNBR	VR	0,7	XNBR	GL	0,7		

- NON ANTISTATIC

+ ANTISTATIC

/ ANTISTATIC ON DEMAND

\* PRODUCTION ON DEMAND

**T** FABRIC    **L** LEATHER    **NBR** **NR** **XNBR** ELASTOMER    **PU** POLYURETHANE

SERIES	TYPE	GENERAL CHARACTERISTICS								TOP SURFACE			FRICTION SURFACE		
		THICKNESS	MASS	MIN. Ø	PULL FOR 1%elong	TEMP. RANGE	ANTISTATIC	MAX. PROD. WIDTH	MATERIAL	COLOUR	FRICTION FACTOR	MATERIAL	COLOUR	FRICTION FACTOR	
		[mm]	[Kg/m <sup>2</sup> ]	[mm]	[N/mm]	[min. max]°C	-	[mm]	-	-	-	-	-	-	
<b>C</b>	C35/16	1,6	1,7	30	3,5	0	100	/	500	NBR	VR	0,7	NBR	VR	0,7
	C50/32	3,2	3,4	30	5,0	0	100	/	500	NBR	VR	0,7	NBR	VR	0,7
	C50/42	4,2	4,5	40	5,0	0	100	/	500	NBR	VR	0,7	NBR	VR	0,7
	C75/55	5,5	6,3	50	7,5	0	100	/	500	NBR	VR	0,7	NBR	VR	0,7
<b>M</b>	M 25/09 TF	0,9	1,0	20	2,5	-20	100	+	1500	NBR	VR	0,7	T	NR	0,25
	M 50/12 TF	1,2	1,3	20	5,0	0	100	+	1500	NBR	VR	0,7	T	NR	0,25
	M 50/20 TF	2,0	2,1	40	5,0	0	100	+	1500	NBR	VR	0,7	T	NR	0,25
	M120/30 TF	3,0	3,3	50	12,0	0	100	+	1500	NBR	VR	0,7	T	NR	0,25
<b>ME</b>	ME120/23 TG	2,3	2,3	50	12,0	-20	100	+	1500	NR	VR	0,8	T	NR	0,25
	ME120/55 SG	5,5	5,5	100	12,0	-20	100	+	1500	NR	VR	0,8	T	NR	0,25
<b>MX</b>	MX 20/10*	1,0	1,0	15	2,0	-20	100	/	500	T	VR	0,25	T	NR	0,25
	MX 30/11	1,1	1,0	30	3,0	-20	100	/	500	T	VR	0,25	T	NR	0,25
	MX 30/13	1,3	1,4	30	3,0	-20	100	/	500	NBR	VR	0,7	T	NR	0,25
	MX 35/15 TF*	1,5	1,5	25	3,5	-20	100	/	500	XNBR	VR	0,7	T	NR	0,25
	MX 50/09	0,9	0,9	30	5,0	-20	100	-	500	PA	TR	0,2	T	VR	0,25
	MX 75/56*	5,6	6,5	75	7,5	-20	100	/	500	NBR	VR	0,7	T	NR	0,25
<b>NE</b>	MX100/14*	1,4	1,4	75	10,0	-20	100	-	500	PA	TR	0,2	T	VR	0,25
	MX100/18*	1,8	2,0	85	10,0	-20	100	/	500	T	NR	0,25	T	NR	0,25
	NE04/08 V*	0,8	0,96	8	2,0 #	-20	90	-	800	PU	VR	0,45	PU	NR	0,45
	NE04/10 V*	1,0	1,2	10	2,4 #	-20	90	-	800	PU	VR	0,45	PU	NR	0,45
	NE05/14 V	1,4	1,68	14	3,0 #	-20	90	-	800	PU	VR	0,45	PU	NR	0,45
	NE04/10 N*	1,0	1,2	10	2,4 #	-20	90	-	800	PU	NR	0,45	PU	NR	0,45
	NE04/10 B*	1,0	1,2	10	2,4 #	-20	90	-	800	PU	BN	0,45	PU	BN	0,45
NE07/20 B	2,0	2,4	15	5,0 #	-20	90	-	800	PU	BN	0,45	PU	BN	0,45	

## METAL FASTENERS

### Anchor Belt Lacing System

Mechanical belt fasteners can be quickly added to belts of any thickness by using a roller lacer, hydraulic lacer, clamp, and even conventional hammer. All of the following lacing types are made of stainless steel.

#### SERIES K


Wire fasteners used for thin belts which are used in applications with small diameter pulleys

#### SERIES S

Wire fasteners used on belts thicker than those that require the K or G series.

#### SERIES G

The series G of wire fasteners are suitable for belts of any type and application.



FASTENERS		BELT THICKNESS	MINIMUM Ø
		mm	mm
K1		0,5/2	25
K3		1,6/3,2	50
S1		3,2/4	75
G1		1,6/2,4	25
G3		2,4/3,2	50

### VAT Fasteners Metal Belt Fasteners Using Nails

Type B plate fasteners are suitable for light and medium belts requiring a high tension. They are made either of galvanized iron or of stainless steel. Copper nails are provided in a plastic holder making them quick and easy, to apply manually with the use of a hammer.

FASTENERS		BELT THICKNESS	MINIMUM Ø
		mm	mm
B2		1,6/2,6	50
B3		2,5/4,2	60
B5		3,8/5,8	80





## **FULL RANGE OF TOOLS & EQUIPMENT FOR BELT FABRICATION**

In addition to the research, development, and manufacturing of conveyor belts, Sampla Belting manufactures and distributes a complete line of machines and accessories specifically designed to complement Sampla's conveyor and flat transmission belts.

Full range of fabrication tools includes:

- Portable Presses
- Workshop Presses
- Longitudinal Press
- Manual Puncher
- Automatic Puncher
- Ropes Welding Devices
- Ply Separator
- Skiving Devices
- Longitudinal Slitters
- V-guide Notching Machine
- Skiving machines for transmission flat belts from 80 to 650 mm
- Presses for flat transmission belts from 80 to 400 mm

## DRUM/ PULLEY LAGGING

The lagging surface pattern was specially designed to increase the friction between the motor drum and the conveyor belt underside. Created mainly for conveyor belts running on a skid plate, Sampla Belting lagging keeps a high adhesion and an adequate tension even in the presence of slimy materials or fluids and resists oils and many aggressive chemicals. The use of these laggings, guarantees a high friction coefficient between drive drum and belt, avoids sliding and overheating, reduces the required working tension and allows for less elongation and lower wear under the same load and conveyor belt speed.



LAGGINGS		RAW FABRIC RUNNING SIDE		PVC RUNNING SIDE		WORKING TEMPERATURE		THICKNESS
		Friction coefficient		Friction coefficient		[°C]		[mm]
		DRY	WET	DRY	WET	MIN.	MAX.	
BARE DRUM		0,30	0,20	0,40	0,30	-	-	-
FV		0,50	0,40	0,90	0,40	-5	80	1,9
LV		0,80	0,70	1,50	0,40	-5	60	1,9


Diagram of a power turn belt.



## POWER TURN CONVEYOR BELTS



Direction changes are a common feature in many belting applications, allowing companies to save space in their plants. Our range of power turn conveyor belts meets the demands of knife edges and cone shaped rollers.

The belts tracking is assisted with special chains or bearings mounted on the outside edge of the conveyor. Other types of belts required for special applications can be designed upon request.



## PERFORATED BELTS

Belts with perforations are used in transporting products in vacuum, and photocell control applications. Sampla's punching machine can perforate belts up to 3000 mm wide and over 30 meters long. Speak with one of our customer service representatives for more information on perforated belts.



## BELT WITH CAPPED EDGES

In order to improve waterproofing and sanitization characteristics of belts used in food applications or whenever liquid is present, Sampla Belting has developed a system to encapsulate the edges of the belt. This is possible for belts in PVC and TPU with textile back and double cover up to 1000 mm wide.

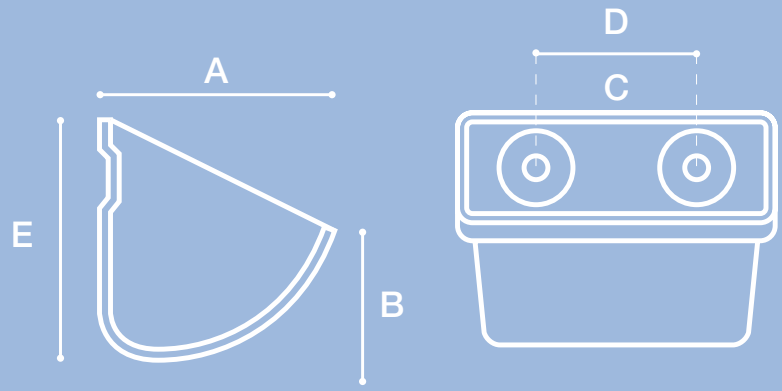


## PLASTIC ELEVATOR BUCKETS

Sampla Belting offers a complete line of buckets for elevators which allow for maximum incline efficiency in vertical conveying applications. Multiple studies on curvature radiuses and resin compounds have determined the optimal bucket design and configuration for any application. Sampla's buckets are made of a premium compound that maintains the bucket's specially designed shape over long periods of time. Sampla's buckets are also silent, non-toxic, odorless, and abrasion resistant. The buckets are made of plastic and can be used in applications where there is danger of explosion due to sparks.



PLASTIC BUCKETS  
DIAGRAM



TYPE	A	B	C	D	E	CAPACITY	WEIGHT
	[mm]	[mm]	[mm]	[mm]	[mm]	[dm <sup>3</sup> ]	[g]

**DRAGAR**

80	78	42	85	45	79	0,13	42
100	94	47	101	48	93	0,23	72
120	107	50	122	64	102	0,33	102
140	110	64	142	81	116	0,55	144
160	115	65	160	98	133	0,80	198
180	140	77	180	104	138	1,10	238
200	150	71	208	120	143	1,20	310
250	165	76	259	77+77	165	1,85	468
315	194	100	327	110+110	196	3,35	780

**GRABE LT**

80	78	42	85	45	79	0,13	32
100	93	50	106	48	96	0,25	58
120	106	54	120	63	104	0,35	82
140	115	65	145	80	120	0,55	116
160	130	72	170	96	135	0,85	158
180	135	76	190	104	140	1,10	194
200	145	75	215	118	145	1,25	250
250	170	90	265	77+77	168	2,10	368
315	193	104	327	110+110	196	3,35	628









**BELARUS****Minsk**

Phone +375 17 2802486  
 Info.ee@megadynegroup.com

**BRASIL****Sorocaba**

Phone +55 15 2101 7700  
 inquiries@jasonindustrial.com

**CANADA****Edmonton**

Phone: +1 780 461 4400  
 inquiries@jasonindustrial.com

**Milton**

Phone: +1 905 878 0532  
 info@samplabelting.ca

**Montreal**

Phone: +1 514 31 2341  
 inquiries@jasonindustrial.com

**Toronto**

Phone: +1 905 602 4400  
 inquiries@jasonindustrial.com

**CHINA****Beijing**

Phone +86 10 8150 7478  
 info.cn@megadynegroup.com

**Foshan**

Phone +86 757 83815530  
 info.cn@megadynegroup.com

**Fujian**

Phone +86 595 8816 0309  
 info.cn@megadynegroup.com

**Ningbo**

Phone +86 574 8650 2886  
 info.cn@megadynegroup.com

**Qingdao**

Phone +86 532 8765 2117  
 info.cn@megadynegroup.com

**Shanghai**

Phone +86 21 5447 1473  
 info.cn@megadynegroup.com

**Shenyang**

Phone +86 24 2572 3238  
 info.cn@megadynegroup.com

**COLOMBIA****Cartagena**

Phone: 011 57 313 501 5397  
 inquiries@jasonindustrial.com

**CZECH REPUBLIC****Praha**

Phone +420 2 8481 7181  
 office.cz@megadynegroup.com

**FRANCE****Paris**

Phone +33 1 6079 8200  
 info.fr@megadynegroup.com

**St. Jean De Maurienne**

Phone +33 4 7964 0613  
 info.fr@megadynegroup.com

**GERMANY****Borchen**

Phone +49 5251 8735 0  
 info.de@megadynegroup.com

**Elchingen**

Phone +49 7308 9665 0  
 produktion@megadynegroup.com

**HUNGARY****Budapest**

Phone +36 23 428 628  
 info.hu@megadynegroup.com

**ITALY****Turin**

Phone +39 011 926 8052  
 info@megadynegroup.com

**Milan**

Phone +39 039 689 601  
 info@samplabelting.com

**MEXICO****Mexico C.P.**

Phone +52 55 5587 3680  
 inquiries@jasonindustrial.com

**POLAND****Bydgoszcz**

Phone +48 52 348 77 12  
 info.pl@megadynegroup.com

**SOUTH AFRICA****Johannesburg**

Phone +27 (0)12 661 1652  
 info.sa@megadynegroup.com

**Cape Town**

Phone +27 (0)21 9820772  
 sales.za@megadynegroup.com

**SPAIN****Barcelona**

Phone +34 93 811 5450  
 info.sp@megadynegroup.com

**SWEDEN****Kristianstad**

Phone +46 10 1309600  
 info.se@megadynegroup.com

**THAILAND****Bangkok**

Phone: +66 96 620 7648  
 info.apac@megadynegroup.com

**TURKEY****Izmir**

Phone +90 232 877 07 00  
 info@rultrans.com.tr

**U.K.****Birmingham**

Phone: +44 1384 215 021  
 sales@megadynegroup.com

**U.S.A****California**

Phone +1 323 265 8061  
 inquiries@jasonindustrial.com

**Florida**

Phone +1 813 241 4111  
 inquiries@jasonindustrial.com

**Georgia**

Phone +770 887-9725  
 inquiries@jasonindustrial.com

**Illinois**

Phone: +1630 752 0600  
 inquiries@jasonindustrial.com

**New Jersey Americas HQ**

Phone +1 973 227 4904  
 inquiries@jasonindustrial.com

**North Carolina**

Phone +1 704 583 5388  
 inquiries@jasonindustrial.com

**Oregon**

Phone +1 888 231 7224  
 inquiries@jasonindustrial.com

**South Carolina**

Phone +1 864 288 9916  
 inquiries@jasonindustrial.com

**Texas**

Phone +1 972 438 6992  
 inquiries@jasonindustrial.com

**HEADQUARTERS****ITALY Torino**

Via S. Lucia, 114  
 10075 Mathi (Torino)  
 Phone +39 011 926 8052  
 info@megadynegroup.com

[www.megadynegroup.com](http://www.megadynegroup.com)[www.jasonindustrial.com](http://www.jasonindustrial.com)[www.samplabelting.com](http://www.samplabelting.com)