



SPECIALTY BELT PRODUCT GUIDE



MEGADYNE

INTRODUCTION	3
INDUSTRIES SERVED	4
PRODUCT EXAMPLE GALLERY	6
COVERS	7
Polyurethane	8
PVC	15
Rubber	18
Others	32
SPECIAL REWORKING	34
CLEATS	36
FALSE TEETH	38
PROGRESSIVE PIN JOINT SYSTEM (PPJ)	39
ENGINEERED BELTS	40
HYBRID BELTS	42
HYBRID BELTS FOR VACUUM	43
SPIRAFLEX	43
Cover - SILICONE AND NEOPRENE	44



INTRODUCTION



Megadyne, Megadyne, head quartered in Mathi, Italy, is a global manufacturer of rubber and polyurethane belts , with ancillary components. Commonly used in power transmission, product handling and linear positioning applications.

Founded in 1957, Megadyne developed cast polyurethane timing belts and soon afterwards extruded urethane timing belts came online. The company then entered into the rubber power transmission and conveyor belt sectors. Today Megadyne products are manufactured globally, used in all corners of the world and recognised to be world leaders.

The product range of Specialty Belts has become a crucially important part in the world of Megadyne. For more than 20 years, we have developed various Specialty Belts for our customers and have constantly expanded our production range and capabilities. In 2013, we invested in a new modern plant with > 2.000 m² in Elchingen, Germany, to create a production and technology centre for Specialty Belts to fulfil the varied requirements from varied market sectors.


In 2014 Megadyne Group acquired Belt Corporation of America, located in Cumming GA. This acquisition enabled Megadyne, to expand its global position in the Specialty Belt product field.

In 2017 the Megadyne Group, expanded its global footprint with the acquisition of SACIF, a specialty provider of fabricated belts and the creator of Hybrid belts, designed for synchronised movement handling applications.


Today, we can provide our customers with the bespoke Specialty Belt solutions for their applications. Starting with a broad range of belt produced by Megadyne at worldwide plants, we can vertically integrate these products with our specialty belt manufacturing processes and materials to create covers, cleated belts and other design features, that address the specific demands of your application. The real strength of our Specialty Belt business, starts with our experienced and knowledgeable people. They understand the materials and application requirements. Utilising three modern manufacturing plants, as well as belt manufacturing processes that include, moulding, co extrusions, lamination, spin casting, special coverings and fabrication.

All this added together provides us with the ability to configure and build the right belt to perform to your specific requirements. Inside this Product Guide, you will find an overview of our varied materials and processes that we can offer. Whether you are an engineer starting a new project or a distributor working with an end user searching for efficiency or better belt performance, we can help.

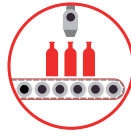
Contact your local Megadyne office to learn more about us. We would be very happy to meet with you and discuss your needs.



INDUSTRIES SERVED



PACKAGING



Megadyne's portfolio of synchronous and nonsynchronous belts, include special covering materials, cleated belts, machined modifications and other fabrications, play a key role in delivering solutions for the packaging industry.

- Carton forming/box erecting/ box closing
- Filling lines
- Blow moulding machines
- Capping lines
- Carton lines
- Check weighing
- Feed lines
- Form, Fill and Seal
- Wrapping and Sealing
- Labeling



FOOD

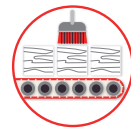


Belts offering high speed and precision handling performance with FDA and USDA materials, designed for use where positioning, segmentation and placement of product is important.

- Meat Slicing
- Inspection Line
- Vertical Form Fill and Seal
- Horizontal Form Fill and Seal
- General Conveying
- Sausage Belts



CERAMIC, GLASS, BRICK & STONE

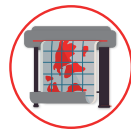


Belts offering high friction and excellent wear resistance. Megadyne offers elastomer and rubber materials that can be applied to your application. Cover modifications to assist in product handling, such as holes and angular or lateral machining are commonly used in this segment.

- Grinding Machines
- Cutting Lines
- Bevelling Lines
- Drilling Lines
- Polishing Lines
- Tempering Lines
- Sealing Lines



PAPER & PRINT



From a broad range of elastomer options, Megadyne can provide the right combination of substrate and cover materials to yield wear resistance, the right coefficient of friction and anti-static requirements. Modifications such as holes for slots, counter slots and vacuum draw down are a Megadyne specialty.

- Banking - ATMs, Card Readers, Bill and Coin Changers,
- Money and Check Sorting
- Commercial Printing Equipment
- Binding Equipment
- Mail Handling Equipment
- Collating Machines
- Ticketing Machines
- Newspaper production equipment

MATERIAL HANDLING



Megadyne works with a wide range of materials and employs state of the art manufacturing processes to deliver reliable solutions for your specific product movement need.

- Live roller conveyors
- Cross sorters
- Pallet and transport platform conveyors
- Placement conveyors
- Incline conveyors
- Line conveyors
- Diverters
- Offload, sorting and delivery conveyors
- ASRS systems



ROBOTICS & AUTOMATION




Urethane and rubber high strength synchronous belts are being increasingly incorporated into robotic positioning applications; these commonly include pick and place systems for packaging applications, robotic pharmaceutical delivery systems, robotic swimming pool cleaners, security camera positioning, and automotive assembly welding systems.

- 3D Printing
- Fiber Optics
- CNC XYZ Drives
- Wire Extrusion & Stripping
- Swimming Pool Cleaners
- Security Camera Positioning
- Theatre Lighting Positioning



MEDICAL INDUSTRY

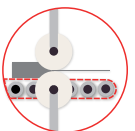


Megadyne offers a number of synchronous and non-synchronous options for both light duty power transmission and product handling applications within the medical industry. From capsule filling, to product inspection, to pill packaging, to equipment instrumentation drives, Megadyne belts can be found.

- Medical Equipment:
 - MRI Tables
 - Blood Centrifuge
- Automated Pharmaceutical Dispensers
- Medical Instrumentation



ALUMINUM EXTRUSION



Our belting products are used in a wide range of applications to ensure materials are transported successfully throughout each stage of aluminium production. Megadyne offers tailored solutions to meet your transport requirements as well as high temperature product handling.

... AND MANY MORE...



Automotive & Tyre



Recycling



Textile



Wood



PRODUCTS EXAMPLE GALLERY




A

B



C

D




1






2





3





4




5



6





Megadyne offers a variety of polyurethanes, rubbers, foams, PVC 's and other elastomeric covers for synchronous and non-synchronous product handling.

Some cover materials are applied during the production process which results in a truly homogeneous product; others are added later, using different methods including lamination, spraying and adhesive lamination.

The choice of cover material and process used, is dependent on several factors including the application itself, the environment where the belt will operate, how product is placed on the belts and the quantity of belts needed.



All Specialty belt locations offer a wide range of Megadyne synchronous and non-synchronous substrates that can be covered with the materials listed in the following cover pages. Additionally

Megadyne technical support can assist you in choosing the right cover properties for your specific need. Covers are available for high or very low friction grip, wear and cut resistance, high temperature conveying, easy release, compressibility and shock absorption.



SYNCHRONOUS CONVEYING

Where synchronized conveying is required, Megadyne offers many traditional conveyor belt surfaces such as those shown below which can be added to Megalinear and Megaflex belts.



COVER COLOUR KEY

● Orange	● Yellow	● Blue e FDA
■ Pu Cream	■ White	■ Hig Duro Pink
● Pu Blue	● Tan	● Dark Gray
● Gray	● Sylomer Blue	● Royal Blue
○ Transparent	○ Transparent Brown	● Black
● Red Grip	● Celloflex Tan	● Dark Red
● Red	● Dark Green	● Brown
● Mint Green	● Blue Anti Glaze	● Coral

COVERS


POLYURETHANE (PU)

Please ask our Team for more information about minimum quantity and delivery time.

AVAFC



PU FISHBONE

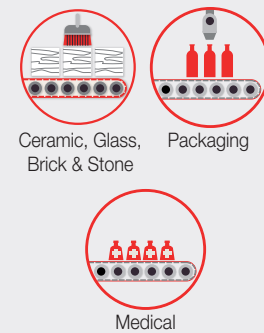
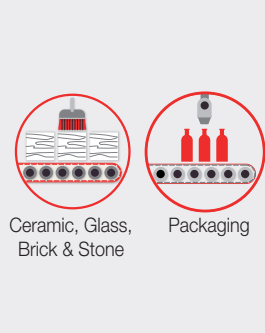
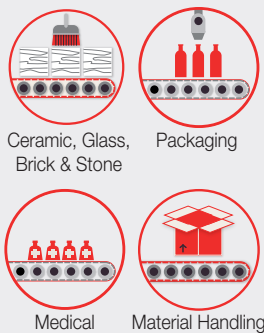


PU RIBBED



SAMPLE BOOK REFERENCE N°	PU 1	PU 2	PU 3	PU 4	PU 5
COLOURS		○		○	○
RAW MATERIAL		PU		PU	PU
HARDNESS (ShA)	60	70	85	70	70
COATING AND BELT COHESION METHOD		Co-extrusion		Co-extrusion	Co-extrusion
STANDARD COVER THICKNESS RANGE (mm)		2/3/4		4,3	2,7
TOLERANCE COVER THICKNESS		+/- 0,3		+/- 0,5	+/- 0,5
WORKING TEMPERATURE (°C)		-20 /+80		-20 /+80	-20 /+80
COEFFICIENT OF FRICTION (1) CoF	0,65	0,65	0,60	0,60	0,60
MIN. PULLEY DIAMETER (2)		x 40		x 30	x 35
WATER RESISTANCE	Good	Fair	Very good	Very good	Very good
ABRASION RESISTANCE	Good	Fair	Very good	Very good	Very good
OIL RESISTANCE**	Good	Fair	Good	Fair	Fair
FOOD CONTACT APPROVED	No	No	No	No	No
FEATURES/BENEFITS	High friction on smooth and dry surfaces.	Very good wear resistance. Suitable for conveying sharp-edged materials.		Suitable for wet environments where friction and drainage are necessary.	Reduced contact point for conveying smooth products. Allows drain of liquids.


INDUSTRIES




(1) Coefficient of Friction (CoF): Determined by the static value against a steel guide; however, consideration must be given to the specific environmental conditions (contamination and/or wear resistance) and aging on the cover. (2) Minimum Pulley Diameter (Pd) = desired cover thickness x given multiplier: i.e. 2mm cover thickness x 30 (given) = 60mm min. Pd. If the minimum diameter of base belt is larger than the calculated cover minimum Pd, use the larger of the two values. * = total belt thickness. ** = the resistance to lubricant oil strongly depends by additive package, chemical nature of the oil and viscosity. In case of very sensitive applications, an additional check must be considered. *** = with add. grinding +/- 0,3 mm possible. **** = Ø min. is the minimum allowable diameter in mm for the base belt and TK the total thickness of the belt +coating.

POLYURETHANE (PU)

NP 385



RED GRIP



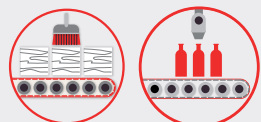
APL RED



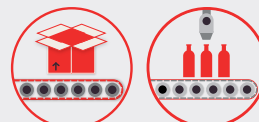
Please ask our Team for more information about minimum quantity and delivery time.

SAMPLE BOOK REFERENCE N°	PU 6	PU 7	PU 8
COLOURS	○	●	●
RAW MATERIAL	PU	PU/Synthetic Rubber	PU/PVC
HARDNESS (Sha)	70	63 +/- 4	55
COATING AND BELT COHESION METHOD	Co-extrusion	Co-extrusion	Co-extrusion
STANDARD COVER THICKNESS RANGE (mm)	4	1 to 8	3,5
TOLERANCE COVER THICKNESS	+/- 0,3	+/- 0,3	+/- 0,3
WORKING TEMPERATURE (°C)	-20 /+80	-20 /+60	-20 /+60
COEFFICIENT OF FRICTION (1) CoF	0,60	0,70	0,70
MIN. PULLEY DIAMETER (2)	x 40	x 30	30 x
WATER RESISTANCE	Very good	Good	Good
ABRASION RESISTANCE	Very good	Very good	Good
OIL RESISTANCE**	Good	Very good	Good
FOOD CONTACT APPROVED	No	No	No
FEATURES/BENEFITS	For oily conveyor conditions Contact only on top of the Noppen.	A seamless alternative to LINATEX™. Only available on MEGAFLEX.	Seamless alternative to LINATEX™. Blended elastomer offering high CoF, good oil resistance.

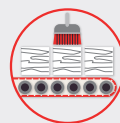
INDUSTRIES



Ceramic, Glass, Brick & Stone Packaging



Material Handling Packaging



Ceramic, Glass, Brick & Stone



Material Handling Ceramic, Glass, Brick & Stone




Paper & Print

(1) Coefficient of Friction (CoF): Determined by the static value against a steel guide; however, consideration must be given to the specific environmental conditions (contamination and/or wear resistance) and aging on the cover. (2) Minimum Pulley Diameter (Pd) = desired cover thickness x given multiplier: i.e. 2mm cover thickness x 30 (given) = 60mm min. Pd. If the minimum diameter of base belt is larger than the calculated cover minimum Pd, use the larger of the two values.. * = total belt thickness. ** = the resistance to lubricant oil strongly depends by additive package, chemical nature of the oil and viscosity. in case of very sensitive applications, an additional check must be considered. *** = with add. grinding +/- 0,3 mm possible. **** = Ø min. is the minimum allowable diameter in mm for the base belt and TK the total thickness of the belt +coating.


COVERS

POLYURETHANE (PU)


ORANGE COVER



Z-COVER



GREEN MILLABLE URETHANE



Please ask our Team for more information about minimum quantity and delivery time.

SAMPLE BOOK REFERENCE N°	PU 9	PU 10	PU 11	PU 12
COLOURS				
RAW MATERIAL	PU	PU	Millable Urethane	
HARDNESS (ShA)	42	56	40	50 60 70 85
COATING AND BELT COHESION METHOD	Co-extrusion	Co-extrusion	Moulding	
STANDARD COVER THICKNESS RANGE (mm)	3/6/9	3-6	2,4 to 14	
TOLERANCE COVER THICKNESS	+/- 0,3	+/- 0,3	+/- 0,3	
WORKING TEMPERATURE (°C)	-25 /+65	-25 /+70	-20 /+80	
COEFFICIENT OF FRICTION (1) CoF	0,80	0,60	0,60	0,55
MIN. PULLEY DIAMETER (2)	x 20	x 25	x 30	x 30 x 35 x40
WATER RESISTANCE	Good	Good	Good	
ABRASION RESISTANCE	Good	Good	Very good	
OIL RESISTANCE**	Good	Good	Good	
FOOD CONTACT APPROVED	No	No	No	
FEATURES/BENEFITS	A cover offering high grip, good wear and oil resistance. Available on MEGAFLEX only.	High density, high CoF PU foam with good resistance to oil and abrasion.	Very good abrasion resistance with high CoF. Common used in Cable and Wire Industry.	

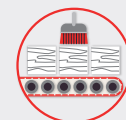
INDUSTRIES



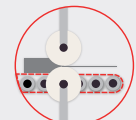
Material Handling



Material Handling



Ceramic, Glass, Brick & Stone



Aluminum Extrusion




Recycling

(1) Coefficient of Friction (CoF): Determined by the static value against a steel guide; however, consideration must be given to the specific environmental conditions (contamination and/or wear resistance) and aging on the cover. (2) Minimum Pulley Diameter (Pd) = desired cover thickness x given multiplier: i.e. 2mm cover thickness x 30 (given) = 60mm min. Pd. If the minimum diameter of base belt is larger than the calculated cover minimum Pd, use the larger of the two values. * = total belt thickness. ** = the resistance to lubricant oil strongly depends by additive package, chemical nature of the oil and viscosity. In case of very sensitive applications, an additional check must be considered. *** = with add. grinding +/- 0,3 mm possible. **** = Ø min. is the minimum allowable diameter in mm for the base belt and TK the total thickness of the belt +coating.

POLYURETHANE (PU)


TAN MILLABLE URETHANE




BLACK MILLABLE URETHANE




WHITE MILLABLE URETHANE


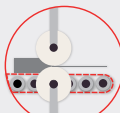




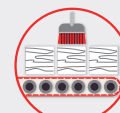

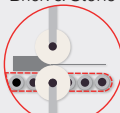
Please ask our Team for more information about minimum quantity and delivery time.


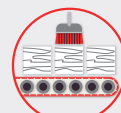

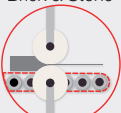
SAMPLE BOOK REFERENCE N°	PU 68
COLOURS	
RAW MATERIAL	Millable Urethane
HARDNESS (ShA)	70
COATING AND BELT COHESION METHOD	Moulding
STANDARD COVER THICKNESS RANGE (mm)	2,4 to 14
TOLERANCE COVER THICKNESS	+/- 0,3
WORKING TEMPERATURE (°C)	-20 /+80
COEFFICIENT OF FRICTION (1) CoF	0,55
MIN. PULLEY DIAMETER (2)	x35
WATER RESISTANCE	Very good
ABRASION RESISTANCE	Very good
OIL RESISTANCE**	Good
FOOD CONTACT APPROVED	No
FEATURES/BENEFITS	Very good abrasion and tear resistance.

SAMPLE BOOK REFERENCE N°	PU 69
COLOURS	
RAW MATERIAL	Millable Urethane
HARDNESS (ShA)	80
COATING AND BELT COHESION METHOD	Moulding
STANDARD COVER THICKNESS RANGE (mm)	2,4 to 14
TOLERANCE COVER THICKNESS	+/- 0,3
WORKING TEMPERATURE (°C)	-20 /+80
COEFFICIENT OF FRICTION (1) CoF	0,55
MIN. PULLEY DIAMETER (2)	x40
WATER RESISTANCE	Very good
ABRASION RESISTANCE	Very good
OIL RESISTANCE**	Good
FOOD CONTACT APPROVED	Yes
FEATURES/BENEFITS	Very good abrasion and tear resistance. Formulated from materials compatible with FDA.

SAMPLE BOOK REFERENCE N°	PU 70
COLOURS	
RAW MATERIAL	Millable Urethane
HARDNESS (ShA)	55
COATING AND BELT COHESION METHOD	Moulding
STANDARD COVER THICKNESS RANGE (mm)	2,4 to 14
TOLERANCE COVER THICKNESS	+/- 0,3
WORKING TEMPERATURE (°C)	-20 /+80
COEFFICIENT OF FRICTION (1) CoF	0,60
MIN. PULLEY DIAMETER (2)	x30
WATER RESISTANCE	Very good
ABRASION RESISTANCE	Very good
OIL RESISTANCE**	Good
FOOD CONTACT APPROVED	Yes
FEATURES/BENEFITS	High CoF, very good abrasion and tear resistance. Formulated from materials compatible with FDA.

INDUSTRIES	  Ceramic, Glass, Brick & Stone Aluminum Extrusion  Recycling
-------------------	--

INDUSTRIES	  Food Ceramic, Glass, Brick & Stone   Recycling Aluminum Extrusion
-------------------	--


INDUSTRIES	  Food Ceramic, Glass, Brick & Stone   Recycling Aluminum Extrusion
-------------------	--

(1) Coefficient of Friction (CoF): Determined by the static value against a steel guide; however, consideration must be given to the specific environmental conditions (contamination and/or wear resistance) and aging on the cover. (2) Minimum Pulley Diameter (Pd) = desired cover thickness x given multiplier: i.e. 2mm cover thickness x 30 (given) = 60mm min. Pd. If the minimum diameter of base belt is larger than the calculated cover minimum Pd, use the larger of the two values.. * = total belt thickness. ** = the resistance to lubricant oil strongly depends by additive package, chemical nature of the oil and viscosity. in case of very sensitive applications, an additional check must be considered. *** = with add. grinding +/- 0,3 mm possible. **** = Ø min. is the minimum allowable diameter in mm for the base belt and TK the total thickness of the belt +coating.


COVERS

POLYURETHANE (PU)


YELLOW MILLABLE URETHANE



POLYTHAN D44



PU-YELLOW



Please ask our Team for more information about minimum quantity and delivery time.

SAMPLE BOOK REFERENCE N°	PU 71	PU 13	PU 14A
COLOURS			
RAW MATERIAL	Millable Urethane	PU	Two Component PU Foam
HARDNESS (ShA)	70	72	25-40 (soft) 50 (standard) 60-70 (hard)
COATING AND BELT COHESION METHOD	Moulding	Lamination	By Spraying
STANDARD COVER THICKNESS RANGE (mm)	2,4 to 14	1 to 6	1 to 10
TOLERANCE COVER THICKNESS	+/- 0,3	+/- 0,5	+/- 0,3
WORKING TEMPERATURE (°C)	-20 /+80	-10 /+60	-10 /+60
COEFFICIENT OF FRICTION (1) CoF	+/- 0,55	0,70	0,40
MIN. PULLEY DIAMETER (2)	x 35	x 30	x 25
WATER RESISTANCE	Very good	Good	Fair
ABRASION RESISTANCE	Very good	Good	Very good
OIL RESISTANCE**	Good	Good	Good
FOOD CONTACT APPROVED	No	No	No
FEATURES/BENEFITS	Very good abrasion and tear resistance.	Good resistance against Ozon and UV radiation. Due to cut resistance commonly used for conveyor of sheets panel, wood and glass.	Very good abrasion resistance and high grip against paper. Good machinability for vacuum holes and other modifications.

INDUSTRIES	Yellow Millable Urethane	Polythan D44	PU-Yellow
	 Ceramic, Glass, Brick & Stone Aluminum Extrusion Recycling	 Packaging Wood Paper & Print	 Material Handling Paper & Print

(1) Coefficient of Friction (CoF): Determined by the static value against a steel guide; however, consideration must be given to the specific environmental conditions (contamination and/or wear resistance) and aging on the cover. (2) Minimum Pulley Diameter (Pd) = desired cover thickness x given multiplier: i.e. 2mm cover thickness x 30 (given) = 60mm min. Pd. If the minimum diameter of base belt is larger than the calculated cover minimum Pd, use the larger of the two values. * = total belt thickness. ** = the resistance to lubricant oil strongly depends by additive package, chemical nature of the oil and viscosity. In case of very sensitive applications, an additional check must be considered. *** = with add. grinding +/- 0,3 mm possible. **** = Ø min. is the minimum allowable diameter in mm for the base belt and TK the total thickness of the belt +coating.




POLYURETHANE (PU)



PU-GREY/RED


CELLOFLEX


SYLOMER BLUE

Please ask our Team for more information about minimum quantity and delivery time.



SAMPLE BOOK REFERENCE N°	PU14B
COLOURS	 
RAW MATERIAL	Two Component PU Foam
HARDNESS (ShA)	25-40 (soft)
VOLUME WEIGHT (kg/m³)	50 (standard) 60-70 (hard)
COATING AND BELT COHESION METHOD	By Spraying
STANDARD COVER THICKNESS RANGE (mm)	1 to 10
TOLERANCE COVER THICKNESS	+/- 0,3
WORKING TEMPERATURE (°C)	-10 /+60
COEFFICIENT OF FRICTION (1) CoF	0,40
MIN. PULLEY DIAMETER (2)	x 25
WATER RESISTANCE	Fair
ABRASION RESISTANCE	Very good
OIL RESISTANCE**	Good
FOOD CONTACT APPROVED	No

SAMPLE BOOK REFERENCE N°	PU 15
COLOURS	
RAW MATERIAL	Micro-cellular PU
VOLUME WEIGHT (kg/m³)	350 kg/m³
COATING AND BELT COHESION METHOD	Lamination
STANDARD COVER THICKNESS RANGE (mm)	2 to 5
TOLERANCE COVER THICKNESS	+/- 0,5
WORKING TEMPERATURE (°C)	-30 /+80
COEFFICIENT OF FRICTION (1) CoF	0,30
MIN. PULLEY DIAMETER (2)	x 20
WATER RESISTANCE	Poor
ABRASION RESISTANCE	Fair
OIL RESISTANCE**	Poor
FOOD CONTACT APPROVED	No

SAMPLE BOOK REFERENCE N°	PU 16
COLOURS	
RAW MATERIAL	PU Foam
VOLUME WEIGHT (kg/m³)	220 kg/m³
COATING AND BELT COHESION METHOD	Lamination
STANDARD COVER THICKNESS RANGE (mm)	2 to 20
TOLERANCE COVER THICKNESS	+/- 0,5
WORKING TEMPERATURE (°C)	-30 /+70
COEFFICIENT OF FRICTION (1) CoF	0,50
MIN. PULLEY DIAMETER (2)	x 15
WATER RESISTANCE	Good
ABRASION RESISTANCE	Poor
OIL RESISTANCE**	Poor
FOOD CONTACT APPROVED	No

FEATURES/BENEFITS
Very good abrasion resistance and high grip against paper. Good machineability for vacuum holes and other modifications.

FEATURES/BENEFITS
Highly flexible, good shock absorption. Use to move sensitive and fragile products. Better resistance than sylomer foams.

FEATURES/BENEFITS
10 ShA offers high dynamic load capacity for handling of lightweight, fragile items.

INDUSTRIES




Material Handling




Paper & Print

INDUSTRIES



Packaging



Medical

INDUSTRIES



Packaging



Medical


(1) Coefficient of Friction (CoF): Determined by the static value against a steel guide; however, consideration must be given to the specific environmental conditions (contamination and/or wear resistance) and aging on the cover. (2) Minimum Pulley Diameter (Pd) = desired cover thickness x given multiplier: i.e. 2mm cover thickness x 30 (given) = 60mm min. Pd. If the minimum diameter of base belt is larger than the calculated cover minimum Pd, use the larger of the two values.. * = total belt thickness. ** = the resistance to lubricant oil strongly depends by additive package, chemical nature of the oil and viscosity. in case of very sensitive applications, an additional check must be considered. *** = with add. grinding +/- 0,3 mm possible. **** = Ø min. is the minimum allowable diameter in mm for the base belt and TK the total thickness of the belt +coating.

COVERS


POLYURETHANE (PU)

Please ask our Team for more information about minimum quantity and delivery time.


SYLOMER GREEN



SYLOMER BROWN



SYLOMER YELLOW




SAMPLE BOOK REFERENCE N°	PU 17	PU 18	PU 68
COLOURS			
RAW MATERIAL	PU Foam	PU Foam	PU Foam
VOLUME WEIGHT (kg/m ³)	300 kg/m ³	400 kg/m ³	150 kg/m ³
COATING AND BELT COHESION METHOD	Lamination	Lamination	Lamination
STANDARD COVER THICKNESS RANGE (mm)	2 to 25	1 to 12	1 to 12
TOLERANCE COVER THICKNESS	+/- 0,5	+/- 0,5	+/- 0,25
WORKING TEMPERATURE (°C)	-30 /+70	-30 /+70	-30 /+70
COEFFICIENT OF FRICTION (1) CoF	0,50	0,50	0,50
MIN. PULLEY DIAMETER (2)	x 15	x 20	Ø min. +TKx5(****)
WATER RESISTANCE	Good	Good	Good
ABRASION RESISTANCE	Poor	Fair	Poor
OIL RESISTANCE**	Poor	Poor	Poor
FOOD CONTACT APPROVED	No	No	No
FEATURES/BENEFITS	15 ShA, offers high dynamic load capacity for top pressure belts.	22 ShA, offers high dynamic load capacity for moving glass.	High dynamic load capacity for movement of light and sensitive parts.

INDUSTRIES	SYLOMER GREEN	SYLOMER BROWN	SYLOMER YELLOW
	Packaging Medical Material Handling	Packaging Medical	Packaging Medical


(1) Coefficient of Friction (CoF): Determined by the static value against a steel guide; however, consideration must be given to the specific environmental conditions (contamination and/or wear resistance) and aging on the cover. (2) Minimum Pulley Diameter (Pd) = desired cover thickness x given multiplier: i.e. 2mm cover thickness x 30 (given) = 60mm min. Pd. If the minimum diameter of base belt is larger than the calculated cover minimum Pd, use the larger of the two values. * = total belt thickness. ** = the resistance to lubricant oil strongly depends by additive package, chemical nature of the oil and viscosity. In case of very sensitive applications, an additional check must be considered. *** = with add. grinding +/- 0,3 mm possible. **** = Ø min. is the minimum allowable diameter in mm for the base belt and TK the total thickness of the belt +coating.

PVC


PVC-FOIL BLUE



PVC-FOIL WHITE



SUPERGRIP PETROL



Please ask our Team for more information about minimum quantity and delivery time.

SAMPLEBOOK REFERENCE N°	PVC 19	PVC 20	PVC 21
COLOURS			
RAW MATERIAL	PVC	PVC	PVC
HARDNESS (ShA)	40	65	46
COATING AND BELT COHESION METHOD	Lamination	Lamination	Co-extrusion Lamination
STANDARD COVER THICKNESS RANGE (mm)	2	2	4,5
TOLERANCE COVER THICKNESS	+/- 0,5	+/- 0,5	+/- 0,5
WORKING TEMPERATURE (°C)	-15 /+70	-20 /+100	-10 /+60
COEFFICIENT OF FRICTION (1) CoF	0,90	0,80	0,90
MIN. PULLEY DIAMETER (2)	40 mm	60 mm	60 mm
WATER RESISTANCE	Good	Good	Good
ABRASION RESISTANCE	Fair	Good	Fair
OIL RESISTANCE**	Good	Very good	Good
FOOD CONTACT APPROVED	No	Yes	No
FEATURES/BENEFITS	Good adhesion characteristics due to good CoF and smooth surface for the conveyance of paper and foil, but also wood and plastics. Seamless weldable on ML and MFX	Good adhesion characteristics due to good CoF and smooth surface. Resistant to acids and oils. Formulated with ingredients considered FDA safe. Seamless weldable on ML and MFX.	High CoF, applicable for slight height compensation, low shock absorption capabilities. Improved adhesion even in case of moisture and dirt - for incline, feed and take-away conveying applications. Seamless weldable on ML and MFX.

INDUSTRIES	PVC 19	PVC 20	PVC 21
	 Packaging Wood	 Food Wood	 Packaging Wood
	 Paper & Print Recycling	 Paper & Print Recycling	 Material Handling Ceramic, Glass, Brick & Stone

(1) Coefficient of Friction (CoF): Determined by the static value against a steel guide; however, consideration must be given to the specific environmental conditions (contamination and/or wear resistance) and aging on the cover. (2) Minimum Pulley Diameter (Pd) = desired cover thickness x given multiplier: i.e. 2mm cover thickness x 30 (given) = 60mm min. Pd. If the minimum diameter of base belt is larger than the calculated cover minimum Pd, use the larger of the two values.. ** = total belt thickness. ** = the resistance to lubricant oil strongly depends by additive package, chemical nature of the oil and viscosity. in case of very sensitive applications, an additional check must be considered. *** = with add. grinding +/- 0,3 mm possible. **** = Ø min. is the minimum allowable diameter in mm for the base belt and TK the total thickness of the belt +coating.

COVERS



PVC

SUPERGRIP WHITE

PVC-SAW TOOTH

PVC-NAPPED

Please ask our Team for more information about minimum quantity and delivery time.



SAMPLE BOOK REFERENCE N°	PVC 22	PVC 23	PVC 24
COLOURS	●	●	●
RAW MATERIAL	PVC	PVC	PVC
HARDNESS (ShA)	60	60	65
COATING AND BELT COHESION METHOD	Lamination	Lamination	Lamination
STANDARD COVER THICKNESS RANGE (mm)	3,5	2,5	1,5
TOLERANCE COVER THICKNESS	+/- 0,5	+/- 0,5	+/- 0,5
WORKING TEMPERATURE (°C)	-10 /+100	-15 /+70	-15 /+60
COEFFICIENT OF FRICTION (1) CoF	0,80	0,70	0,80
MIN. PULLEY DIAMETER (2)	60 mm	60 mm	60 mm
WATER RESISTANCE	Good	Good	Good
ABRASION RESISTANCE	Fair	Fair	Fair
OIL RESISTANCE**	Very good	Very good	Very good
FOOD CONTACT APPROVED	Yes	Yes	Yes
FEATURES/BENEFITS	Characteristics same as Supergrip petrol but less flexible for the conveyance of food. Resistant against acids and bases.	FDA clear pattern for improved adhesion under wet conditions. Line contact, resistant against acids and bases.	Thin cover offers good Cof, even in wet conditions. Resistant to acids and oils. Formulated with FDA materials.

INDUSTRIES

Packaging
 Food
 Material Handling

Food
 Wood
 Material Handling


Packaging
 Food

(1) Coefficient of Friction (CoF): Determined by the static value against a steel guide; however, consideration must be given to the specific environmental conditions (contamination and/or wear resistance) and aging on the cover. (2) Minimum Pulley Diameter (Pd) = desired cover thickness x given multiplier: i.e. 2mm cover thickness x 30 (given) = 60mm min. Pd. If the minimum diameter of base belt is larger than the calculated cover minimum Pd, use the larger of the two values. * = total belt thickness. ** = the resistance to lubricant oil strongly depends by additive package, chemical nature of the oil and viscosity. In case of very sensitive applications, an additional check must be considered. *** = with add. grinding +/- 0,3 mm possible. **** = Ø min. is the minimum allowable diameter in mm for the base belt and TK the total thickness of the belt +coating.


PVC-FISHBONE



MINIGRIP GREEN



STAGGERED SAWTOOTH



Please ask our Team for more information about minimum quantity and delivery time.

SAMPLE BOOK REFERENCE N°	PVC 25	PVC 26	PVC 81
COLOURS	●	●	● ●
RAW MATERIAL	PVC	PVC	PVC
HARDNESS (ShA)	65	60	46
COATING AND BELT COHESION METHOD	Lamination	Lamination	Lamination
STANDARD COVER THICKNESS RANGE (mm)	3	1,3	8
TOLERANCE COVER THICKNESS	+/- 0,5	+/- 0,5	+/- 0,5
WORKING TEMPERATURE (°C)	-15 /+90	-10 /+70	-20 /+70
COEFFICIENT OF FRICTION (1) CoF	0,80	0,70	0,90
MIN. PULLEY DIAMETER (2)	60 mm	30 mm	60 mm
WATER RESISTANCE	Good	Good	Good
ABRASION RESISTANCE	Good	Fair	Good
OIL RESISTANCE**	Very good	Good	Good
FOOD CONTACT APPROVED	Yes	No	No

<p>FEATURES/BENEFITS</p> <p>Improved CoF in wet conditions. Narrow belts may only have a single diagonal cut profile. Resistant to acids and oils. Formulated with FDA materials.</p>	<p>Thin cover structure with very good friction, even in wet or dusty conditions - reduces frictional stick of smooth and dry conveyed products. Resistant to acids and oils.</p>	<p>Very good CoF for gripping and incline conveying. Resistant to acids and oils.</p>
--	---	---

<p>INDUSTRIES</p>	<p>Packaging</p>	<p>Food</p>	<p>Packaging</p>	<p>Wood</p>
	<p>Material Handling</p>	<p>Ceramic, Glass, Brick & Stone</p>	<p>Material Handling</p>	<p>Ceramic, Glass, Brick & Stone</p>


(1) Coefficient of Friction (CoF): Determined by the static value against a steel guide; however, consideration must be given to the specific environmental conditions (contamination and/or wear resistance) and aging on the cover. (2) Minimum Pulley Diameter (Pd) = desired cover thickness x given multiplier: i.e. 2mm cover thickness x 30 (given) = 60mm min. Pd. If the minimum diameter of base belt is larger than the calculated cover minimum Pd, use the larger of the two values.. ** = the resistance to lubricant oil strongly depends by additive package, chemical nature of the oil and viscosity. in case of very sensitive applications, an additional check must be considered. *** = with add. grinding +/- 0,3 mm possible. **** = Ø min. is the minimum allowable diameter in mm for the base belt and TK the total thickness of the belt +coating.

COVERS

RUBBER

Please ask our Team for more information about minimum quantity and delivery time.


LINATEX™ RED



LINARD



LINAPLUS FG



SAMPLE BOOK REFERENCE N°	RU 27		RU 28		RU 29	
COLOURS						
RAW MATERIAL	Natural Rubber		Natural Rubber		Natural Rubber	
HARDNESS (ShA)	38	40	60		38	
COATING AND BELT COHESION METHOD	Lamination	Vulcanisation	Lamination		Lamination	
STANDARD COVER THICKNESS RANGE (mm)	1 to10	3 to 12,7	1 to 6		1 to 3	
TOLERANCE COVER THICKNESS	+/-1(**)		+/-1(**)		+/-1(**)	
WORKING TEMPERATURE (°C)	-40 /+70		-30 /+70		-40 /+70	
COEFFICIENT OF FRICTION (1) CoF	0,90		0,60		0,75	
MIN. PULLEY DIAMETER (2)	x 20		x 30		x 25	
WATER RESISTANCE	Good		Good		Good	
ABRASION RESISTANCE	Good		Good		Fair	
OIL RESISTANCE**	Poor		Fair		Poor	
FOOD CONTACT APPROVED	No		No		Yes	
FEATURES/BENEFITS	Cover offers high CoF, good wear resistance,good wet conditions but poor in oil. Commonly used as discharged belts for use in vacuum VFFS.		Cover with high abrasion resistance but less adhesion in comparison to LINATEX™.		High CoF white non marking natural rubber material. Formulated with FDA materials.	

INDUSTRIES	LINATEX™ RED	LINARD	LINAPLUS FG
	Packaging Ceramic, Glass, Brick & Stone Material Handling Paper & Print	Packaging Ceramic, Glass, Brick & Stone Material Handling	Packaging Food

(1) Coefficient of Friction (CoF): Determined by the static value against a steel guide; however, consideration must be given to the specific environmental conditions (contamination and/or wear resistance) and aging on the cover. (2) Minimum Pulley Diameter (Pd) = desired cover thickness x given multiplier: i.e. 2mm cover thickness x 30 (given) = 60mm min. Pd. If the minimum diameter of base belt is larger than the calculated cover minimum Pd, use the larger of the two values. * = total belt thickness. ** = the resistance to lubricant oil strongly depends by additive package, chemical nature of the oil and viscosity. In case of very sensitive applications, an additional check must be considered. *** = with add. grinding +/- 0,3 mm possible. **** = Ø min. is the minimum allowable diameter in mm for the base belt and TK the total thickness of the belt +coating.




RUBBER

LINATRILE

RP 400 YELLOW

GUMMY CORREX AMBRA PARABLOND

Please ask our Team for more information about minimum quantity and delivery time.



SAMPLE BOOK REFERENCE N°	RU 30	RU 31	RU 73
COLOURS			
RAW MATERIAL	Polymer NBR	Caoutchouc	Natural Rubber
HARDNESS (ShA)	55	38	48
COATING AND BELT COHESION METHOD	Lamination	Lamination	Vulcanisation
STANDARD COVER THICKNESS RANGE (mm)	1 to 10	2 to 6	0,8 to 15
TOLERANCE COVER THICKNESS	+/- 1(***)	+/- 0,5	+/- 0,3
WORKING TEMPERATURE (°C)	-20 /+110	-10 /+80	-20 /+60
COEFFICIENT OF FRICTION (1) CoF	0,70	0,80	0,60
MIN. PULLEY DIAMETER (2)	x 25	x 20	x 30
WATER RESISTANCE	Good	Good	Very good
ABRASION RESISTANCE	Good	Good	Very good
OIL RESISTANCE**	Good	Poor	Poor
FOOD CONTACT APPROVED	No	No	No
FEATURES/BENEFITS	Improved temperature, oil, grease and aging resistance compared to natural rubber. Good mechanical processing capability vacuum transport of oil-covered sheets.	Cover has fine fabric texture, characteristics similar to LINATEX™ but higher abrasion resistance.	Cover offers high CoF and higher abrasion resistance than LINATEX™.

INDUSTRIES

Packaging

Aluminum Extrusion

Material Handling

Packaging

Wood

Material Handling

Paper & Print

Aluminum Extrusion

Material Handling

Recycling


(1) Coefficient of Friction (CoF): Determined by the static value against a steel guide; however, consideration must be given to the specific environmental conditions (contamination and/or wear resistance) and aging on the cover. (2) Minimum Pulley Diameter (Pd) = desired cover thickness x given multiplier: i.e. 2mm cover thickness x 30 (given) = 60mm min. Pd. If the minimum diameter of base belt is larger than the calculated cover minimum Pd, use the larger of the two values.. * = total belt thickness. ** = the resistance to lubricant oil strongly depends by additive package, chemical nature of the oil and viscosity. in case of very sensitive applications, an additional check must be considered. *** = with add. grinding +/- 0,3 mm possible. **** = Ø min. is the minimum allowable diameter in mm for the base belt and TK the total thickness of the belt +coating.

COVERS


RUBBER

Please ask our Team for more information about minimum quantity and delivery time.


CORREX BEIGE



CORREX BLACK



NBR



SAMPLE BOOK REFERENCE N°	RU 32	RU 33	RU 34
COLOURS			
RAW MATERIAL	Natural Rubber	Natural Rubber	Nitrile Caoutchouc
HARDNESS (ShA)	36	60	50 65 70
COATING AND BELT COHESION METHOD	Lamination	Lamination	Lamination Vulcanisation
STANDARD COVER THICKNESS RANGE (mm)	2 to 6	2 to 6	2 to 6 0,8 to 15
TOLERANCE COVER THICKNESS	+/- 0,5	+/- 0,5	+/- 0,5 +/- 0,3
WORKING TEMPERATURE (°C)	-10 /+70	-10 /+70	-35 /+70 0 /+120
COEFFICIENT OF FRICTION (1) CoF	0,70	0,60	0,70 0,60
MIN. PULLEY DIAMETER (2)	x 20	x 30	x 30 x 35
WATER RESISTANCE	Fair	Fair	Very good Good
ABRASION RESISTANCE	Good	Good	Poor Good
OIL RESISTANCE**	Poor	Poor	Good Good
FOOD CONTACT APPROVED	No	No	No No
FEATURES/BENEFITS	Cover offers high CoF and high wear resistant features. Similar to LINATEX™. Black contact layer.	Cover offers good abrasion resistance and lower friction than Correx Beige.	Cover offers improved oil and grease resistance compared to natural rubber.

INDUSTRIES	Correx Beige	Correx Black	NBR
	 Packaging Aluminum Extrusion	 Material Handling Aluminum Extrusion	 Material Handling Aluminum Extrusion
	 Material Handling Recycling	 Recycling	

(1) Coefficient of Friction (CoF): Determined by the static value against a steel guide; however, consideration must be given to the specific environmental conditions (contamination and/or wear resistance) and aging on the cover. (2) Minimum Pulley Diameter (Pd) = desired cover thickness x given multiplier: i.e. 2mm cover thickness x 30 (given) = 60mm min. Pd. If the minimum diameter of base belt is larger than the calculated cover minimum Pd, use the larger of the two values. * = total belt thickness. ** = the resistance to lubricant oil strongly depends by additive package, chemical nature of the oil and viscosity. In case of very sensitive applications, an additional check must be considered. *** = with add. grinding +/- 0,3 mm possible. **** = Ø min. is the minimum allowable diameter in mm for the base belt and TK the total thickness of the belt +coating.




RUBBER

EPDM

VITON (FKM)


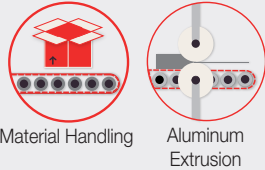
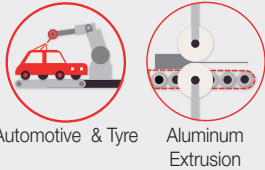
POROL BLACK

Please ask our Team for more information about minimum quantity and delivery time.



SAMPLE BOOK REFERENCE N°	RU 35	RU 36	RU 37
COLOURS	●	●	●
RAW MATERIAL	Ethylene - Propylene Diene - Monomer	Fluoropolymer	Natural Cellular Rubber Foam
HARDNESS (ShA)	70	50 75	290 kg/m ³
COATING AND BELT COHESION METHOD	Lamination	Vulcanisation Lamination	Lamination
STANDARD COVER THICKNESS RANGE (mm)	2 to 5	>= 1,5 2 to 4	2 to 20
TOLERANCE COVER THICKNESS	+/- 0,5	+/- 0,5	+/- 0,5
WORKING TEMPERATURE (C°)	-20 /+120	-20 /+360 -10 /+190	-40 /+70
COEFFICIENT OF FRICTION (1) CoF	1,10	0,70	1,2
MIN. PULLEY DIAMETER (2)	x 35	x 40	x 15
WATER RESISTANCE	Very good	Very good	Very good
ABRASION RESISTANCE	Poor	Good	Fair
OIL RESISTANCE**	Poor	Very good	Fair
FOOD CONTACT APPROVED	No	No	No
FEATURES/BENEFITS	Cover offers high temperature range, good chemical and aging resistance.	Cover offers extremely high temperature and oil resistance. ATTENTION: For Lamination, attention must be given to the lower temperature resistance of base belt and adhesive used.	Cover is closed cell, soft elastic cellular rubber with good wear resistance. On request with Nylon cover for bottle de scrambling.

INDUSTRIES




(1) Coefficient of Friction (CoF): Determined by the static value against a steel guide; however, consideration must be given to the specific environmental conditions (contamination and/or wear resistance) and aging on the cover. (2) Minimum Pulley Diameter (Pd) = desired cover thickness x given multiplier: i.e. 2mm cover thickness x 30 (given) = 60mm min. Pd. If the minimum diameter of base belt is larger than the calculated cover minimum Pd, use the larger of the two values.. * = total belt thickness. ** = the resistance to lubricant oil strongly depends by additive package, chemical nature of the oil and viscosity. in case of very sensitive applications, an additional check must be considered. *** = with add. grinding +/- 0,3 mm possible. **** = Ø min. is the minimum allowable diameter in mm for the base belt and TK the total thickness of the belt +coating.

COVERS


RUBBER

Please ask our Team for more information about minimum quantity and delivery time.


TENAX 40



TENAX STANDARD



TNX RED



SAMPLE BOOK REFERENCE N°	RU 74	RU 75	RU 38
COLOURS			
RAW MATERIAL	Natural Rubber	Natural Rubber	NR/BR
HARDNESS (ShA)	40	45	50
COATING AND BELT COHESION METHOD	Vulcanisation	Vulcanisation	One Shot Curing
STANDARD COVER THICKNESS RANGE (mm)	0,8 to 15	0,8 to 15	<=16 (*)
TOLERANCE COVER THICKNESS	+/- 0,3	+/- 0,3	+/- 0,3
WORKING TEMPERATURE (°C)	-20 /+60	-20 /+60	-20 /+60
COEFFICIENT OF FRICTION (1) CoF	0,75	0,70	0,70
MIN. PULLEY DIAMETER (2)	x 30	x 30	Ø min. +TKx5(****)
WATER RESISTANCE	Very good	Very good	Fair
ABRASION RESISTANCE	Very good	Very good	Good
OIL RESISTANCE**	Poor	Poor	Poor
FOOD CONTACT APPROVED	No	No	No
FEATURES/BENEFITS	Cover is a seamless alternative to LINATEX™. Slightly softer than Tenax Standard with higher grip.	Cover is slightly harder than Tenax 40, but offers very good abrasion resistance.	Harder than Tenax Standard. Available on one shot rubber belts only.

INDUSTRIES	 Packaging Ceramic, Glass, Brick & Stone	 Packaging Ceramic, Glass, Brick & Stone	 Packaging Ceramic, Glass, Brick & Stone
	 Paper & Print	 Material Handling	




(1) Coefficient of Friction (CoF): Determined by the static value against a steel guide; however, consideration must be given to the specific environmental conditions (contamination and/or wear resistance) and aging on the cover. (2) Minimum Pulley Diameter (Pd) = desired cover thickness x given multiplier: i.e. 2mm cover thickness x 30 (given) = 60mm min. Pd. If the minimum diameter of base belt is larger than the calculated cover minimum Pd, use the larger of the two values. * = total belt thickness. ** = the resistance to lubricant oil strongly depends by additive package, chemical nature of the oil and viscosity. In case of very sensitive applications, an additional check must be considered. *** = with add. grinding +/- 0,3 mm possible. **** = Ø min. is the minimum allowable diameter in mm for the base belt and TK the total thickness of the belt +coating.

BLUE GRIP

HTX (SILBLUE)

YELLOW GUM R14

Please ask our Team for more information about minimum quantity and delivery time.



SAMPLE BOOK REFERENCE N°	RU 39	RU 40	RU 41
COLOURS			
RAW MATERIAL	NR/BR	Silicone	Natural Rubber
HARDNESS (ShA)	57	64	35-45
COATING AND BELT COHESION METHOD	One Shot Curing	One Shot Curing	One Shot Curing
STANDARD COVER THICKNESS RANGE (mm)	<=12,5 (*)	<=12 (*)	1,6 to 12
TOLERANCE COVER THICKNESS	+/- 0,3	+/- 0,3	+/- 0,3
WORKING TEMPERATURE (°C)	-20 /+80	0 /+175	-25 /+85
COEFFICIENT OF FRICTION (1) CoF	0,80	1,60	0,80
MIN. PULLEY DIAMETER (2)	Ø min. +TKx5(****)	Ø min. +TKx5(****)	Ø min. +TKx5(****)
WATER RESISTANCE	Fair	Very good	Good
ABRASION RESISTANCE	Very good	Fair	Very good
OIL RESISTANCE**	Fair	Good	Poor
FOOD CONTACT APPROVED	No	No	No
FEATURES/BENEFITS	Very good wear resistance. Alternative to LINATEX™. Only available on rubber base belts.	Cover offers high temperature and UV resistance. Non-marking compound common used in printing applications. Only available on rubber base belts.	Cover offering high CoF, very good wear resistance. Compound common used in indexing, corrugating, positioning and packaging applications. Only available on rubber base belts.

INDUSTRIES

Packaging

Material Handling

Automotive & Tyre

Aluminum Extrusion

Paper & Print

Packaging

Material Handling


Paper & Print

(1) Coefficient of Friction (CoF): Determined by the static value against a steel guide; however, consideration must be given to the specific environmental conditions (contamination and/or wear resistance) and aging on the cover. (2) Minimum Pulley Diameter (Pd) = desired cover thickness x given multiplier: i.e. 2mm cover thickness x 30 (given) = 60mm min. Pd. If the minimum diameter of base belt is larger than the calculated cover minimum Pd, use the larger of the two values.. * = total belt thickness. ** = the resistance to lubricant oil strongly depends by additive package, chemical nature of the oil and viscosity. in case of very sensitive applications, an additional check must be considered. *** = with add. grinding +/- 0,3 mm possible. **** = Ø min. is the minimum allowable diameter in mm for the base belt and TK the total thickness of the belt +coating.


COVERS

RUBBER


YELLOW NEOPRENE R15




HIGH DURO NEOPRENE R18





50 DURO GRAY NEOPRENE R23



Please ask our Team for more information about minimum quantity and delivery time.

SAMPLE BOOK REFERENCE N°	RU 58
COLOURS	
RAW MATERIAL	Polychloroprene
HARDNESS (ShA)	35-45
COATING AND BELT COHESION METHOD	One Shot Curing
STANDARD COVER THICKNESS RANGE (mm)	1,0 - 13,0
TOLERANCE COVER THICKNESS	+/- 0,3
WORKING TEMPERATURE (°C)	-25 /+80
COEFFICIENT OF FRICTION (1) CoF	0,65
MIN. PULLEY DIAMETER (2)	Ø min. +TKx5(****)
WATER RESISTANCE	Good
ABRASION RESISTANCE	Good
OIL RESISTANCE**	Good
FOOD CONTACT APPROVED	No
FEATURES/BENEFITS	Cover offering a Neoprene alternative for applications requiring better resistance to heat, oils, fats, solvents. Only available on rubber base belts.

SAMPLE BOOK REFERENCE N°	RU 59
COLOURS	
RAW MATERIAL	Polychloroprene
HARDNESS (ShA)	70-80
COATING AND BELT COHESION METHOD	One Shot Curing
STANDARD COVER THICKNESS RANGE (mm)	1,0 - 13,0
TOLERANCE COVER THICKNESS	+/- 0,3
WORKING TEMPERATURE (°C)	-20 /+80
COEFFICIENT OF FRICTION (1) CoF	0,60
MIN. PULLEY DIAMETER (2)	Ø min. +TKx5(****)
WATER RESISTANCE	Good
ABRASION RESISTANCE	Good
OIL RESISTANCE**	Good
FOOD CONTACT APPROVED	No
FEATURES/BENEFITS	Cover offering a high ShA, black non-marking neoprene compound. Only available on rubber base belts.

SAMPLE BOOK REFERENCE N°	RU 60
COLOURS	
RAW MATERIAL	Polychloroprene
HARDNESS (ShA)	50-60
COATING AND BELT COHESION METHOD	One Shot Curing
STANDARD COVER THICKNESS RANGE (mm)	1,0 - 13,0
TOLERANCE COVER THICKNESS	+/- 0,3
WORKING TEMPERATURE (°C)	-25 /+80
COEFFICIENT OF FRICTION (1) CoF	0,65
MIN. PULLEY DIAMETER (2)	Ø min. +TKx5(****)
WATER RESISTANCE	Good
ABRASION RESISTANCE	Good
OIL RESISTANCE**	Good
FOOD CONTACT APPROVED	No
FEATURES/BENEFITS	Cover offering a medium ShA, non-marking compound, good heat resistance, CoF properties and color stability. Only available on rubber base belts.

INDUSTRIES

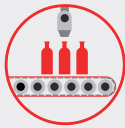


Packaging




Material Handling

INDUSTRIES

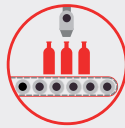


Packaging




Material Handling

INDUSTRIES




Packaging




Material Handling

(1) Coefficient of Friction (CoF): Determined by the static value against a steel guide; however, consideration must be given to the specific environmental conditions (contamination and/or wear resistance) and aging on the cover. (2) Minimum Pulley Diameter (Pd) = desired cover thickness x given multiplier: i.e. 2mm cover thickness x 30 (given) = 60mm min. Pd. If the minimum diameter of base belt is larger than the calculated cover minimum Pd, use the larger of the two values. * = total belt thickness. ** = the resistance to lubricant oil strongly depends by additive package, chemical nature of the oil and viscosity. In case of very sensitive applications, an additional check must be considered. *** = with add. grinding +/- 0,3 mm possible. **** = Ø min. is the minimum allowable diameter in mm for the base belt and TK the total thickness of the belt +coating.


65 DURO GRAY NEOPRENE R24



HIGH DURO PINK NEOPRENE R25



LOW DURO BLACK NEOPRENE R35



Please ask our Team for more information about minimum quantity and delivery time.

SAMPLE BOOK REFERENCE N°	RU 61
COLOURS	
RAW MATERIAL	Polychloroprene
HARDNESS (ShA)	60-70
COATING AND BELT COHESION METHOD	One Shot Curing
STANDARD COVER THICKNESS RANGE (mm)	1,0 - 13,0
TOLERANCE COVER THICKNESS	+/- 0,3
WORKING TEMPERATURE(°C)	-25 /+80
COEFFICIENT OF FRICTION (1) CoF	0,65
MIN. PULLEY DIAMETER (2)	Ø min. +TKx5(****)
WATER RESISTANCE	Good
ABRASION RESISTANCE	Good
OIL RESISTANCE**	Good
FOOD CONTACT APPROVED	Yes

Cover offering medium ShA, non-marking compound. Formulated with FDA materials. Only available on rubber base belts.

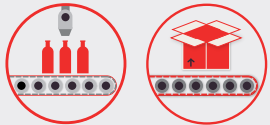
SAMPLE BOOK REFERENCE N°	RU 62
COLOURS	
RAW MATERIAL	Polychloroprene
HARDNESS (ShA)	65-75
COATING AND BELT COHESION METHOD	One Shot Curing
STANDARD COVER THICKNESS RANGE (mm)	1,0 - 13,0
TOLERANCE COVER THICKNESS	+/- 0,3
WORKING TEMPERATURE(°C)	-20 /+90
COEFFICIENT OF FRICTION (1) CoF	0,60
MIN. PULLEY DIAMETER (2)	Ø min. +TKx5(****)
WATER RESISTANCE	Good
ABRASION RESISTANCE	Good
OIL RESISTANCE**	Good
FOOD CONTACT APPROVED	No

Cover offering non-marking compound. Good friction properties and heat resistance. Only available on rubber base belts.

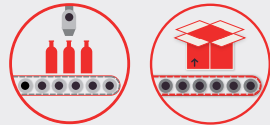
SAMPLE BOOK REFERENCE N°	RU 63
COLOURS	
RAW MATERIAL	Natural Rubber
HARDNESS (ShA)	40-50
COATING AND BELT COHESION METHOD	One Shot Curing
STANDARD COVER THICKNESS RANGE (mm)	1,0 - 13,0
TOLERANCE COVER THICKNESS	+/- 0,3
WORKING TEMPERATURE(°C)	-20 /+85
COEFFICIENT OF FRICTION (1) CoF	0,55
MIN. PULLEY DIAMETER (2)	Ø min. +TKx5(****)
WATER RESISTANCE	Good
ABRASION RESISTANCE	Fair
OIL RESISTANCE**	Good
FOOD CONTACT APPROVED	No

Cover offering high friction, non-marking feature. Only available on rubber base belts.

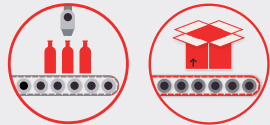
INDUSTRIES



Packaging Material Handling



Packaging Material Handling



Packaging Material Handling


(1) Coefficient of Friction (CoF): Determined by the static value against a steel guide; however, consideration must be given to the specific environmental conditions (contamination and/or wear resistance) and aging on the cover. (2) Minimum Pulley Diameter (Pd) = desired cover thickness x given multiplier: i.e. 2mm cover thickness x 30 (given) = 60mm min. Pd. If the minimum diameter of base belt is larger than the calculated cover minimum Pd, use the larger of the two values.. * = total belt thickness. ** = the resistance to lubricant oil strongly depends by additive package, chemical nature of the oil and viscosity. in case of very sensitive applications, an additional check must be considered. *** = with add. grinding +/- 0,3 mm possible. **** = Ø min. is the minimum allowable diameter in mm for the base belt and TK the total thickness of the belt +coating.

COVERS


RUBBER

Please ask our Team for more information about minimum quantity and delivery time.


65 DURO RED NITRILE/PVC



BLUE FDA NEOPRENE 65

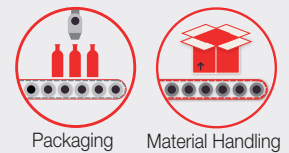
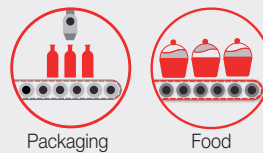

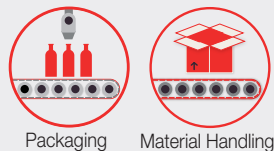


STATIC DISSIPATING NEOPRENE ISEPO




SAMPLE BOOK REFERENCE N°	RU 42	RU 43	RU 65
COLOURS			
RAW MATERIAL	Nitrile - PVC	Polychloroprene	Polychloroprene
HARDNESS (ShA)	63 - 70	63 - 73	67-77
COATING AND BELT COHESION METHOD	One Shot Curing	One Shot Curing	One Shot Curing
STANDARD COVER THICKNESS RANGE (mm)	1,6 - 12	1,6 - 12	1,0 - 13,0
TOLERANCE COVER THICKNESS	+/- 0,3	+/- 0,3	+/- 0,3
WORKING TEMPERATURE (°C)	-10 /+110	-35 /+105	-20 /+80
COEFFICIENT OF FRICTION (1) CoF	0,80	0,80	0,60
MIN. PULLEY DIAMETER (2)	Ø min. +TKx5(****)	Ø min. +TKx5(****)	Ø min. +TKx5(****)
WATER RESISTANCE	Good	Good	Good
ABRASION RESISTANCE	Fair	Very good	Good
OIL RESISTANCE**	Very good	Good	Good
FOOD CONTACT APPROVED	No	Yes	No
FEATURES/BENEFITS	Cover offers a blended compound feature provides and good CoF, along with good oil resistance. Only available on rubber base belts.	Cover offers good resistance to weather and ozone environments. Self extinguishing. Good resistance to acid solutions. Formulated with FDA materials. Only available on rubber base belts.	Cover used on belts requiring high conductivity. Compound exceed the ISO/RMA classification for antistatic, static dissipating belts. Only available on rubber base belts.

INDUSTRIES




(1) Coefficient of Friction (CoF): Determined by the static value against a steel guide; however, consideration must be given to the specific environmental conditions (contamination and/or wear resistance) and aging on the cover. (2) Minimum Pulley Diameter (Pd) = desired cover thickness x given multiplier: i.e. 2mm cover thickness x 30 (given) = 60mm min. Pd. If the minimum diameter of base belt is larger than the calculated cover minimum Pd, use the larger of the two values. * = total belt thickness. ** = the resistance to lubricant oil strongly depends by additive package, chemical nature of the oil and viscosity. In case of very sensitive applications, an additional check must be considered. *** = with add. grinding +/- 0,3 mm possible. **** = Ø min. is the minimum allowable diameter in mm for the base belt and TK the total thickness of the belt +coating.


LOW DURO WHITE NEOPRENE R92



TAN NATURAL RUBBER 40



BLUE ANTI GLAZE NATURAL RUBBER



Please ask our Team for more information about minimum quantity and delivery time.

SAMPLE BOOK REFERENCE N°	RU 66	RU 44	RU 45
COLOURS			
RAW MATERIAL	Polychloroprene	Natural Rubber	Natural Rubber
HARDNESS (ShA)	35-45	40	40
COATING AND BELT COHESION METHOD	One Shot Curing	Vulcanisation	Vulcanisation
STANDARD COVER THICKNESS RANGE (mm)	1,0 - 10,0	2,4 to 14	2,4 to 14
TOLERANCE COVER THICKNESS	+/- 0,3	+/- 0,3	+/- 0,3
WORKING TEMPERATURE (°C)	-20 /+90	-20 /+80	-20 /+80
COEFFICIENT OF FRICTION (1) CoF	0,65	0,60	0,55
MIN. PULLEY DIAMETER (2)	Ø min. +TKx5(****)	x 20	x 20
WATER RESISTANCE	Good	Good	Good
ABRASION RESISTANCE	Good	Good	Good
OIL RESISTANCE**	Good	Poor	Poor
FOOD CONTACT APPROVED	Yes	No	No
FEATURES/BENEFITS	Cover offers low ShA non marking compound, offers high CoF and good wear resistance. Formulated with FDA materials. Only available on rubber base belts.	Cover offers non marking high CoF surface. Average wear and tear and abrasion resistance.	Cover offers a high CoF and good wear resistance. Anti glazing characteristic predestinated for high speed paper feeder.

INDUSTRIES

Packaging

Food

Material Handling

Packaging

Material Handling

Paper & Print

Packaging

Material Handling

Paper & Print

(1) Coefficient of Friction (CoF): Determined by the static value against a steel guide; however, consideration must be given to the specific environmental conditions (contamination and/or wear resistance) and aging on the cover. (2) Minimum Pulley Diameter (Pd) = desired cover thickness x given multiplier: i.e. 2mm cover thickness x 30 (given) = 60mm min. Pd. If the minimum diameter of base belt is larger than the calculated cover minimum Pd, use the larger of the two values.. * = total belt thickness. ** = the resistance to lubricant oil strongly depends by additive package, chemical nature of the oil and viscosity. in case of very sensitive applications, an additional check must be considered. *** = with add. grinding +/- 0,3 mm possible. **** = Ø min. is the minimum allowable diameter in mm for the base belt and TK the total thickness of the belt +coating.

COVERS




RUBBER

DURATAQ™

DURATAQ™ PLUS

RED NATURAL RUBBER 40

Please ask our Team for more information about minimum quantity and delivery time.



SAMPLE BOOK REFERENCE N°	RU 46	RU 76	RU 47
COLOURS			
RAW MATERIAL	Natural Rubber	Natural Rubber	Natural Rubber
HARDNESS (ShA)	45	60	40
COATING AND BELT COHESION METHOD	Vulcanisation	Vulcanisation	Vulcanisation
STANDARD COVER THICKNESS RANGE (mm)	2,4 to 14	2,4 to 14	2,4 to 14
TOLERANCE COVER THICKNESS	+/- 0,3	+/- 0,3	+/- 0,3
WORKING TEMPERATURE (°C)	-20 /+100	-20 /+100	-20 /+80
COEFFICIENT OF FRICTION (1) CoF	1,10	0,6	0,50
MIN. PULLEY DIAMETER (2)	x 20	x 30	x 20
WATER RESISTANCE	Good	Good	Good
ABRASION RESISTANCE	Very good	Very good	Fair
OIL RESISTANCE**	Poor	Poor	Poor
FOOD CONTACT APPROVED	No	No	No


<p>FEATURES/BENEFITS</p> <p>Cover is an alternative to LINATEX™ offering a custom blended proprietary rubber which has a high CoF and very good abrasion resistance.</p>	<p>Cover offers a proprietary custom blended rubber which has a good CoF and very good abrasion resistance.</p>	<p>Cover offering low durometer ShA and very good high friction.</p>
---	---	--

INDUSTRIES


 Packaging	 Ceramic, Glass, Brick & Stone	 Packaging	 Ceramic, Glass, Brick & Stone	 Packaging	 Material Handling
 Material Handling	 Material Handling	 Wood	 Paper & Print		

(1) Coefficient of Friction (CoF): Determined by the static value against a steel guide; however, consideration must be given to the specific environmental conditions (contamination and/or wear resistance) and aging on the cover. (2) Minimum Pulley Diameter (Pd) = desired cover thickness x given multiplier: i.e. 2mm cover thickness x 30 (given) = 60mm min. Pd. If the minimum diameter of base belt is larger than the calculated cover minimum Pd, use the larger of the two values. * = total belt thickness. ** = the resistance to lubricant oil strongly depends by additive package, chemical nature of the oil and viscosity. In case of very sensitive applications, an additional check must be considered. *** = with add. grinding +/- 0,3 mm possible. **** = Ø min. is the minimum allowable diameter in mm for the base belt and TK the total thickness of the belt +coating.


RED NATURAL RUBBER 60



WHITE NITRILE 40



BLACK NEOPRENE



Please ask our Team for more information about minimum quantity and delivery time.

SAMPLE BOOK REFERENCE N°	RU 77	RU 49	RU 50
COLOURS			
RAW MATERIAL	Natural Rubber	Carboxilate Nitrile	Neoprene
HARDNESS (ShA)	60	40	50 70
COATING AND BELT COHESION METHOD	Vulcanisation	Vulcanisation	Lamination Vulcanisation
STANDARD COVER THICKNESS RANGE (mm)	2,4 to 14	2,4 to 14	3-12 0,8 to 15
TOLERANCE COVER THICKNESS	+/- 0,3	+/- 0,3	+/- 0,3
WORKING TEMPERATURE (°C)	-20 /+100	-20 /+120	-20 /+60 -10 /+100
COEFFICIENT OF FRICTION (1) CoF	0,5	0,70	0,60
MIN. PULLEY DIAMETER (2)	x 30	x 25	x 30
WATER RESISTANCE	Good	Good	Good
ABRASION RESISTANCE	Good	Good	Good
OIL RESISTANCE**	Poor	Very good	Good
FOOD CONTACT APPROVED	No	No	No
FEATURES/BENEFITS	Covers offering good friction and good abrasion resistance. Higher abrasion resistance than NATURAL RUBBER 40.	Cover offering the benefit high friction and good wear resistance. The very good oil resistance in moderate temperature up to +120°C offers a wide range of applications.	Cover offering high CoF and moderate abrasion / water / oil resistance in ambient temperatures.


INDUSTRIES	RED NATURAL RUBBER 60	WHITE NITRILE 40	BLACK NEOPRENE

(1) Coefficient of Friction (CoF): Determined by the static value against a steel guide; however, consideration must be given to the specific environmental conditions (contamination and/or wear resistance) and aging on the cover. (2) Minimum Pulley Diameter (Pd) = desired cover thickness x given multiplier: i.e. 2mm cover thickness x 30 (given) = 60mm min. Pd. If the minimum diameter of base belt is larger than the calculated cover minimum Pd, use the larger of the two values.. * = total belt thickness. ** = the resistance to lubricant oil strongly depends by additive package, chemical nature of the oil and viscosity. in case of very sensitive applications, an additional check must be considered. *** = with add. grinding +/- 0,3 mm possible. **** = Ø min. is the minimum allowable diameter in mm for the base belt and TK the total thickness of the belt +coating.


COVERS

RUBBER


BLUE NATURAL RUBBER 55






GREEN NITRILE 55



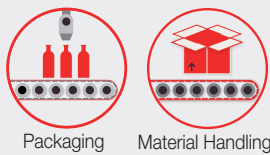
TAN NEOPRENE 55



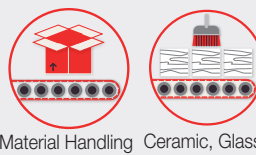
Please ask our Team for more information about minimum quantity and delivery time.

SAMPLE BOOK REFERENCE N°	RU 51	RU 52	RU 53
COLOURS			
RAW MATERIAL	Natural Rubber	Nitrile	Neoprene
HARDNESS (ShA)	55	55	55
COATING AND BELT COHESION METHOD	Vulcanisation	Vulcanisation	Vulcanisation
STANDARD COVER THICKNESS RANGE (mm)	2,4 to 14	2,4 to 14	2,4 to 14
TOLERANCE COVER THICKNESS	+/- 0,3	+/- 0,3	+/- 0,3
WORKING TEMPERATURE (°C)	-20 /+80	-20 /+120	-20 /+120
COEFFICIENT OF FRICTION (1) CoF	0,40	0,70	1,60
MIN. PULLEY DIAMETER (2)	x 25	x 30	x 30
WATER RESISTANCE	Good	Good	Good
ABRASION RESISTANCE	Good	Very good	Good
OIL RESISTANCE**	Poor	Very good	Good
FOOD CONTACT APPROVED	No	No	No
FEATURES/BENEFITS	Cover offering high CoF, good wear resistance, very good water resistance.	Cover offering high CoF and moderate abrasion / water / oil resistance in ambient temperatures.	Cover offer high CoF and good wear resistance.

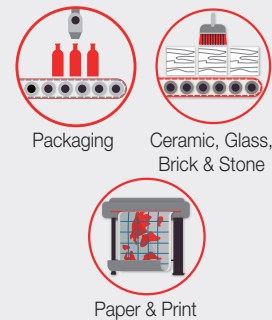
INDUSTRIES



Packaging Material Handling



Material Handling Ceramic, Glass, Brick & Stone




Packaging Ceramic, Glass, Brick & Stone


Paper & Print

(1) Coefficient of Friction (CoF): Determined by the static value against a steel guide; however, consideration must be given to the specific environmental conditions (contamination and/or wear resistance) and aging on the cover. (2) Minimum Pulley Diameter (Pd) = desired cover thickness x given multiplier: i.e. 2mm cover thickness x 30 (given) = 60mm min. Pd. If the minimum diameter of base belt is larger than the calculated cover minimum Pd, use the larger of the two values. * = total belt thickness. ** = the resistance to lubricant oil strongly depends by additive package, chemical nature of the oil and viscosity. In case of very sensitive applications, an additional check must be considered. *** = with add. grinding +/- 0,3 mm possible. **** = Ø min. is the minimum allowable diameter in mm for the base belt and TK the total thickness of the belt +coating.



HONEYCOMB



70 DURO GREY HNBR - HTG



Please ask our Team for more information about minimum quantity and delivery time.

SAMPLE BOOK REFERENCE N°	RU 78	RU 80
COLOURS		
RAW MATERIAL	Natural Rubber	HNBR
HARDNESS (ShA)	50	66-76
COATING AND BELT COHESION METHOD	Lamination	One Shot Curing
STANDARD COVER THICKNESS RANGE (mm)	4,5 to15	1 - 10
TOLERANCE COVER THICKNESS	+/-0,5	+/- 0,3
WORKING TEMPERATURE (°C)	-20 /+60	-30 /+150
COEFFICIENT OF FRICTION (1) CoF	0,60	0,55
MIN. PULLEY DIAMETER (2)	x 30	Ø min. +TKx5 ^(****)
WATER RESISTANCE	Very good	Good
ABRASION RESISTANCE	Very good	Good
OIL RESISTANCE**	Poor	Very Good
FOOD CONTACT APPROVED	No	No
FEATURES/BENEFITS	Cover offering high friction rough top surface, applicable for slight height compensation, low shock absorption capabilities. Improved adhesion even in case of moisture and dirt for use on lower angle incline product movement.	Cover offers higher temperature applications where UV resistance is needed. Only available for 8M, H and T10 belt profiles. Only available on rubber base belts.

INDUSTRIES




(1) Coefficient of Friction (CoF): Determined by the static value against a steel guide; however, consideration must be given to the specific environmental conditions (contamination and/or wear resistance) and aging on the cover. (2) Minimum Pulley Diameter (Pd) = desired cover thickness x given multiplier: i.e. 2mm cover thickness x 30 (given) = 60mm min. Pd. If the minimum diameter of base belt is larger than the calculated cover minimum Pd, use the larger of the two values.. * = total belt thickness. ** = the resistance to lubricant oil strongly depends by additive package, chemical nature of the oil and viscosity. in case of very sensitive applications, an additional check must be considered. *** = with add. grinding +/- 0,3 mm possible. **** = Ø min. is the minimum allowable diameter in mm for the base belt and TK the total thickness of the belt +coating.

COVERS


OTHERS

Please ask our Team for more information about minimum quantity and delivery time.


NFB/NFT



TT60



CHROME LEATHER



SAMPLE BOOK REFERENCE N°	OTH 54
COLOURS	●● (Antistatic)
RAW MATERIAL	Nylon Fabric
HARDNESS (ShA)	-
COATING AND BELT COHESION METHOD	Co-extrusion Lamination
STANDARD COVER THICKNESS RANGE (mm)	0,15
TOLERANCE COVER THICKNESS	0,6 by Laminating
WORKING TEMPERATURE (°C)	-20 /+80
COEFFICIENT OF FRICTION (1) CoF	0,25
MIN. PULLEY DIAMETER (2)	According to the cover FEATURES.
WATER RESISTANCE	Good
ABRASION RESISTANCE	Fair
OIL RESISTANCE**	Fair
FOOD CONTACT APPROVED	No
FEATURES/BENEFITS	NFT/NFB offers low friction for accumulation as well as low noise benefits and is usually applied Co-extrusion on base belts. In this case the min. pulley diameters indicated for each belt type and pitch are valid. Antistatic version available.

SAMPLE BOOK REFERENCE N°	OTH 55
COLOURS	●●
RAW MATERIAL	Felt
HARDNESS (ShA)	55
COATING AND BELT COHESION METHOD	Lamination
STANDARD COVER THICKNESS RANGE (mm)	2
TOLERANCE COVER THICKNESS	+/- 1
WORKING TEMPERATURE (°C)	-10 /+120
COEFFICIENT OF FRICTION (1) CoF	0,40
MIN. PULLEY DIAMETER (2)	120 mm
WATER RESISTANCE	Poor
ABRASION RESISTANCE	Very good
OIL RESISTANCE**	Fair
FOOD CONTACT APPROVED	No
FEATURES/BENEFITS	Antistatic cover provides a soft, non-marking, and good oil resistance surface for moving sharp, oily surface parts. Works well downline in complement to Kevlar® for higher temperature conveying.

SAMPLE BOOK REFERENCE N°	OTH 56
COLOURS	●
RAW MATERIAL	Leather
HARDNESS (ShA)	65
COATING AND BELT COHESION METHOD	Lamination
STANDARD COVER THICKNESS RANGE (mm)	2 to 3
TOLERANCE COVER THICKNESS	+/- 0,5
WORKING TEMPERATURE (°C)	0 /+60
COEFFICIENT OF FRICTION (1) CoF	0,40
MIN. PULLEY DIAMETER (2)	x 50
WATER RESISTANCE	Good
ABRASION RESISTANCE	Good
OIL RESISTANCE**	Good
FOOD CONTACT APPROVED	No
FEATURES/BENEFITS	Cover has a roughened surface that offers very good oil / grease resistance and good cut resistance for moving sharp oily parts.

INDUSTRIES

Automotive & Tyre Recycling

Material Handling Robotics & Automation

Automotive & Tyre Aluminum Extrusion

Material Handling



Material Handling Recycling

(1) Coefficient of Friction (CoF): Determined by the static value against a steel guide; however, consideration must be given to the specific environmental conditions (contamination and/or wear resistance) and aging on the cover. (2) Minimum Pulley Diameter (Pd) = desired cover thickness x given multiplier: i.e. 2mm cover thickness x 30 (given) = 60mm min. Pd. If the minimum diameter of base belt is larger than the calculated cover minimum Pd, use the larger of the two values. * = total belt thickness. ** = the resistance to lubricant oil strongly depends by additive package, chemical nature of the oil and viscosity. In case of very sensitive applications, an additional check must be considered. *** = with add. grinding +/- 0,3 mm possible. **** = Ø min. is the minimum allowable diameter in mm for the base belt and TK the total thickness of the belt +coating.

SILICONE*

KEVLAR® FELT

Please ask our Team for more information about minimum quantity and delivery time.



SAMPLE BOOK REFERENCE N°

OTH 57

OTH 79

COLOURS



RAW MATERIAL

Silicone

Aramide

HARDNESS (ShA)

25 to 70

-

COATING AND BELT COHESION METHOD

See Coating Section page 44

Lamination

STANDARD COVER THICKNESS RANGE (mm)

0,5 - 10

6 - 8

TOLERANCE COVER THICKNESS

+/- 0,3

+/- 1,0

WORKING TEMPERATURE (°C)

-40 /+230*

-20 /+450

COEFFICIENT OF FRICTION (1) CoF

Values on request

Values on request

MIN. PULLEY DIAMETER (2)

x 20

-

WATER RESISTANCE

Good

Poor

ABRASION RESISTANCE

Poor

Good

OIL RESISTANCE**

Good

Poor

FOOD CONTACT APPROVED

Yes

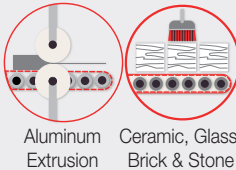
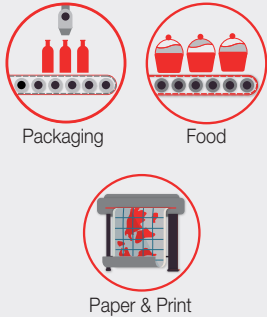
No

FEATURES/BENEFITS

Cover offers high temperature resistance, excellent grip and ease of product release, making cleanup of materials such as adhesives easy. Formulated with FDA materials. *Temperature resistance depends on silicone type. For more details ask to our team.

Excellent heat resistance for high temperature applications such as aluminum extrusion

INDUSTRIES



(1) Coefficient of Friction (CoF): Determined by the static value against a steel guide; however, consideration must be given to the specific environmental conditions (contamination and/or wear resistance) and aging on the cover. (2) Minimum Pulley Diameter (Pd) = desired cover thickness x given multiplier: i.e. 2mm cover thickness x 30 (given) = 60mm min. Pd. If the minimum diameter of base belt is larger than the calculated cover minimum Pd, use the larger of the two values.. *= total belt thickness. **= the resistance to lubricant oil strongly depends by additive package, chemical nature of the oil and viscosity. in case of very sensitive applications, an additional check must be considered. *** = with add. grinding +/- 0,3 mm possible. ****= Ø min. is the minimum allowable diameter in mm for the base belt and TK the total thickness of the belt +coating.

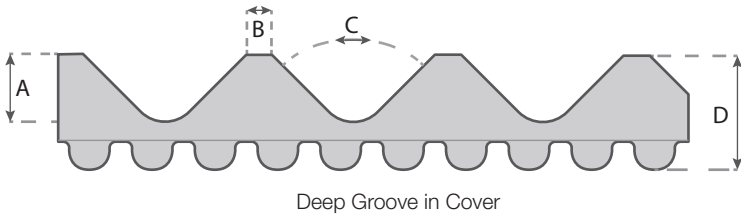


MODIFICATIONS

CUSTOM COVER MODIFICATIONS

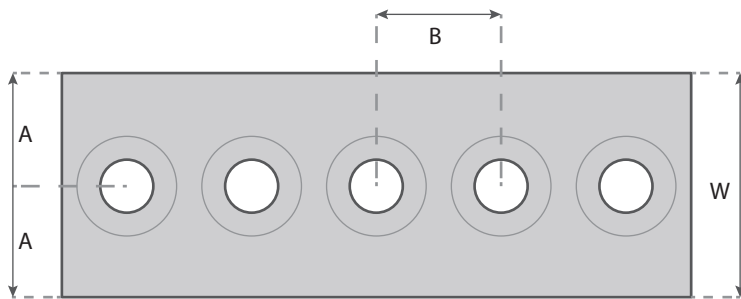
Enhanced processes, skilled personnel, an innovative spirit and ongoing capital equipment investments, enable Megadyne to stay at the forefront of new design developments and solution delivery to customers across the spectrum of industries we serve. Let a Megadyne Technical Sales Representative or Application Engineer create the right belt to deliver optimum performance for your application.

In addition to the materials and process selection of the base belt, Megadyne can fully customise our belts with the following machined modifications:

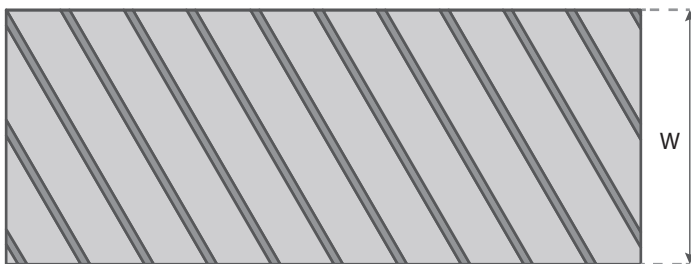
- Custom shapes
- Grinding
- Notching/Knife Cut
- Fabric added to the tooth side of belt
- Vacuum Countersinks
- Holes/Perforations
- Pockets
- Slots
- Saw Tooth
- Grooves
- Water cut



Deep Groove in Cover

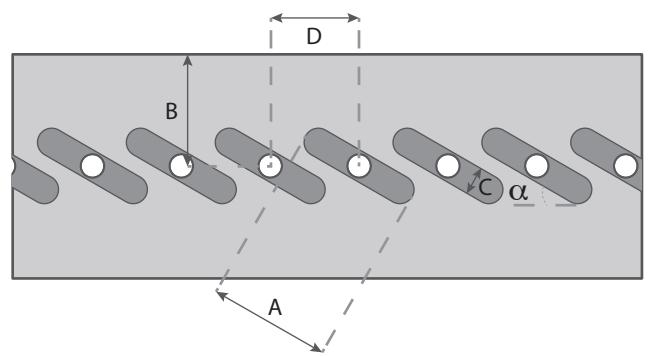
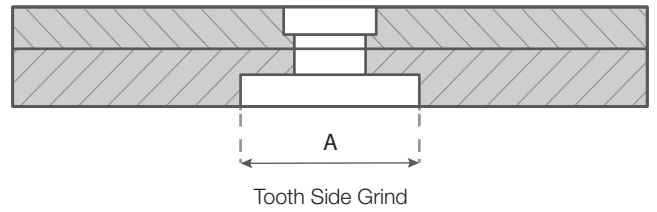


Countersink with Punch

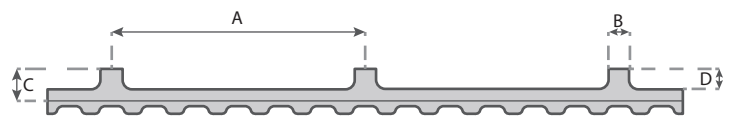



Diagonal Sipes

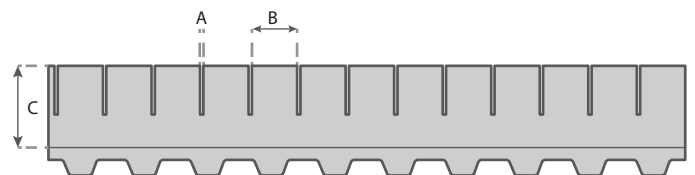
MODIFICATIONS



Slots with Holes



Profiles Grooved in Cover



Knife Cut

CLEATS

MEGALINEAR and MEGAFLEX timing belts can be customised with profiles welded on the backside of the belt.

All cleats, whether injection moulded or CNC machined are made with thermoplastic polyurethane.

Cleat Design is determined by the application requirements of the cleat and the size of the product required. Using our flexible production capabilities

Megadyne can design any cleat shape to meet the specific requirements of the customer:



- CNC machined from thermoplastic PU sheet
- Injection moulded
- The cleats are attached by using high frequency vibration, hot blade, infrared welding or chemical bonding.

CLEAT MATERIALS

Our standard cleat is made with 92° ShA white polyurethane. This material is also used to produce MEGALINEAR and MEGAFLEX timing belt. Cleats can also be supplied in different durometers and in alternative urethane colours. Contact Megadyne for more details.

In applications where a hard and wear resistant cleat is required, a harder durometer like 96 ShA can be provided. Additionally, Megadyne can mould glass fibre reinforced polyurethane. For additional specials including elastomers with metal inserts, contact Megadyne to discuss your application specific needs.

In addition to our standard 92 ShA or harder 96 ShA urethane, Megadyne can provide EU Food compliant, FDA compliant blue or transparent polyurethane for the food and pharmaceutical industry with a hardness of 85 ShA. Blue cleats made with the same FDA material as our blue belt are available to ensure materials compatibility for use in food applications. Selection of the cleat material can be also dependant on the environment temperature (at low ambient temperatures low hardness is recommended). In general, individual cleat colours deviating from the standard can be produced according to indicated RAL number and under consideration of a min. quantity.



Some cleats Examples

LOOKING FOR CUSTOM CLEATS?

Are you looking for a different profile other than those shown above? We have many different profiles, including custom, for your belt application. Contact our team for more information.

STDE 0009	STME 0084	STMI 0012	STME 0076
STMI 0014	STME 0080	STME 0080	STME 0091
STME 0111	STME 0111	STME0092	STME0092



DIMENSIONAL TOLERANCES

The dimensional accuracy of injection-moulded cleats depends on the shrinking behaviour of the selected polyurethane and the size and shape of the cleat.

- Injection-moulded cleats have a general tolerance of up to ± 0.3 mm.
- Mechanically processed cleats have a general dimension tolerance of up to ± 0.5 mm.
- Smaller tolerances can be achieved depending on the cleat material and must be requested case by case

METHODS USED TO WELD CLEATS (HIGH FREQUENCY, INFRARED & HOT BLADE)

Depending on the shape and quantity of cleats to be welded, thermoplastic cleats can be welded using one of several options. When heating the cleat and base belt, polyurethane melts and creates a bead around the welding point

To avoid any negative impact of this bead on the transport side it will be cleaned accordingly to secure the precise positioning of the transport goods.

In some specific cases, a suitable tool is needed to fully remove the welding bead. The cleaning of welding beads on cleats with glass-fibre reinforcement should be avoided in general.

In some specific cases, a suitable tool is needed to fully remove the welding bead. The cleaning of welding beads on cleats with glass-fibre reinforcement should be avoided in general. Additional to the bead the welded cleat loses height during the welding process. This height loss is called burn-off and is taken into consideration during cleat design and production.

COLD WELDING (CHEMICAL BONDING)


During chemical bonding, the thermoplastic polyurethane cleat is permanently connected with the thermoplastic polyurethane base belt.

Chemical bonding is preferably used for flat, round and thin-walled cleats, as in contrary to the hot welding no material melts off, no welding beads and no burn-off occurs.

Glass-fibre reinforced polyurethanes cannot be chemically bonded.

SPECIAL CLEAT DESIGNS

Megadyne can use components made from food contact approved conveyor belts as cleats, applied with high-frequency technology to TPU timing belt. This hybrid construction is perfect for food applications, such as fruit conveying.



FALSE TEETH

Our False Tooth product is designed to provide an easy mechanical attachment option for placement of cleats and other profiles and shapes to H, AT10 and AT20 pitches. False teeth can be added to Megalinear endless joined/ open end, Megaflex truly endless and Megapower urethane timing belts.

The use of our false teeth concept is a smart design solution where mechanical attachments can be used to offer flexibility of adjustment and positioning in applications where sortation, actuation and product separation is needed such as in pick and place systems, inserting and cartoning machines found in the packaging industry. Megadyne's false tooth attachment option provides a method to reposition or replace broken cleats without the need to replace belts, thus saving time and money.


Additionally, False Teeth used to mount mechanical attachments and can be a solution in applications where the forces placed against conventional weld on cleats are too high and not robust enough to withstand the loads placed on them, which can lead to pull off failure.

Megadyne standard false tooth material is AISI 304 Stainless steel.

Contact Megadyne to discuss other material options.

ADVANTAGES OF MEGADYNE FALSE TEETH:


- Easy installation and removal of cleats
- Precise profile positioning
- Reduction cost in assembly and maintenance:
- Low cost cleat spare part in case of wear and tear
- No removal of belt needed to replace cleats
- Different cleat materials can be used
- Stainless steel false teeth suitable for food & pharmaceutical industry
- Available with NFT/NFB, FDA Urethane and with steel aramid or stainless steel cords. Self tracking belts can also be provided.
- Available on MEGALINEAR JOINED, MEGAFLEX and MEGAPOWER in all possible executions as NFT or NFB, FDA, steel, aramid or stainless steel cord, with or without self-tracking guide



AVAILABLE ON FOLLOWING BELTS:

Pitch and Width	Hole Spacing (mm)	# of Holes	Diameter of Hole (mm)	Post Thread Size
H50	25	2	6 +/-0,3	M4
25AT10	12 +/-0,2	2	6 +/-0,3	M4
32AT10	20 +/-0,2	2	6 +/-0,3	M4
50AT10	25 +/-0,2	2	6 +/-0,3	M4
75AT10	25 +/-0,2	3	6 +/-0,3	M4
100AT10	25 +/-0,2	4	6 +/-0,3	M4
25AT20	-	1	7.5 +/-0,3	M5
32AT20	20 +/-0,2	2	7.5 +/-0,3	M5
50AT20	25 +/-0,2	2	7.5 +/-0,3	M5
75AT20	25 +/-0,2	3	7.5 +/-0,3	M5
100AT20	25 +/-0,2	4	7.5 +/-0,3	M5


PROGRESSIVE PIN JOINT SYSTEM (PPJ)



Megadynes' Progressive Pin Joint (PPJ) system is designed to allow the user a simple, reliable method of placing a timing belt on an application without the need to tear apart the conveyor or join the belt endless on line. PPJ is a perfect option for parallel path belts where the load being moved is spread across several belts. Installation and replacement of belts is fast, simple and cost saving.

PPJ is available for the following belt types:


PPJ AVAILABILITY			
BELT TYPE	WIDTH (mm)	BELT TYPE	WIDTH (mm)
T10/AT10	25	T20/AT20/ATG20	75
TG10 K6	25	MTD8/RPP8	20
T10/AT10	32	MTD8/RPP8	30
T10/AT10	50	MTD8/RPP8	50
T10/AT10	75	MTD8/RPP8	85
T10/AT10	100	MTD8/RPP8	100
TG10/ATG10	50	MTD14	55
T20/AT20	32	MTD14	85
T20/AT20	50	H075	19,05
HG150	38,1	H100	25,4
HG200	50,8	H200	50,8





For different widths and/or lengths please ask to our technical Team.

AVAILABLE PITCHES AND CORD TYPES

Standard	HF	Stainless steel
T10, AT10, TG10 ATG10, T20 AT20, MTD8, RPP8	T10, AT10, T20, AT20	T10, AT10, TG10, ATG10, MTD14




AVAILABLE COVERS FOR PPJ BELTS



ENGINEERED BELTS


Advanced materials that offer strong, durable, and temperature resistant properties, coupled with unique manufacturing processes developed at Megadyne enable us to custom engineer belts for the most demanding drives across a wide range of product handling applications. Below is a listing of materials designed to offer superior benefits for use in industries ranging from business machines, to aerospace, to medical.

Manufacturing capabilities exist to spin cast, mould, wrap, ultrasonically weld, punch, grind, slit, and moulded materials to create virtually any endless belt configuration you can imagine.



Material	FILM ULTRASONIC WELDING		SPIN CASTING			VULCANISATION
	Mylar®	Kapton®	Hytrel®	Urethane	Silicone	Reinforced Silicone
Hardness (Shore A)	N/A	N/A	30/40/50/60/70	60/80	55	40
Colour	○	●	●	●●●●●	●	●●●
Thickness Range	0.003-0.014"	0.001-0.005"	0.010 to 0.040"	0.020 to 0.125"	0.5 to 12 mm	1 mm
Working Temp Range (°C)	-70/+160	-100/+380	-40/+100	-20/+80	-40/+230	-40/+230
Water Resistance	Fair	Fair	Fair	Fair	Fair	Fair
Abrasion Resistance	Good	Good	Fair	Fair	Poor	Poor
OIL RESISTANCE**	Fair	Good	Good	Fair	Poor	Poor
FOOD CONTACT APPROVED	Yes	Yes	No	No	Contact Customer Support	
Other Benefits	Electrical Insulation	UL94 VO Fire Rating	High Flex Fatigue Resistance	Hydrolytic Stability	Low Coefficient of Friction	Heat/Cold Resistance

Mylar®, Kapton® and Hytrel® are registered trademarks of DuPont




Perforations




Urethane with tracking guide

ENGINEERED BELTS



Truly endless Kapton®



Truly endless Hytrel®




Truly endless Silicone



Reinforced Silicone with guide



Foam



Truly endless Hytrel® coated with Silicone



Truly endless Urethane with tabs







Truly endless dual durometer Urethane and Natural Rubber


HYBRID BELTS

Hybrid belts deliver synchronization and conveying features in one belt design. Starting with Megadyne conveyor belts we add extruded timing belts to provide precise positioning and accurate tracking.

Hybrid, Hybrid Plus and Hybrid Pro belts are available with polyurethane or silicone covers and available with the following urethane belt pitches-H, T5, T10, HTD5, HTD8 STD8, QST5, QST8 and QST14. Consult Megadyne for other pitch and tooth shape requests

TYPE	HYBRID	HYBRID PLUS	HYBRID PRO PLUS
			
CONVEYOR BELT	PUCON, SILCON	PUCON, SILCON	PUCON, SILCON
CONVEYOR BELT FABRIC	Rigid polyester	Rigid polyester	Rigid polyester
MEGALINEAR BELT TYPE AND PITCH	H, T5, T10, HTD5, HTD8M, STD8M	H, T5, T10, HTD5, HTD8M, STD8M	QST5, QST8, QST14
MEGALINEAR CORD TYPES	Kevlar®, No cord	Kevlar®, No cord	Kevlar®, No cord
MEGALINEAR DUROMETER/COLOR	92A White	92A White	92A White
MEGALINEAR NFT	Yes	Yes	Yes
# OF MEGALINEAR BELTS	One-centered, belt bottom	Two or more as per customer design	Two, belt edges
MAX BELT WIDTH	1000mm	1000mm	1000mm
ADVANTAGES	<ul style="list-style-type: none"> • Driven speeds up to 500M/min. • Precision positioning • Energy savings • Enables compact conveyor designs • Low noise level 		
INDUSTRIES	 <p>Packaging Material handling Medical Industry Food Robotics & Automation</p>		


MAIN MODIFICATION AND SPECIAL REWORKING



Perforation & Holes



Perforation & Holes



Cleats

HYBRID BELTS FOR VACUUM










Hybrid Vacuum is a unique design where synchronization and an open mesh used for drainage or vacuum are combined into one belt design.

SPIRAFLEX

SPIRAFLEX are grid conveyor belts, specially used for the removal of the product in the hygienic machinery lines and for transport of fresh pasta and liquorice.

In the food industry, Spiraflex replaced the previously traditional metal wire mesh conveyor belts. In the case of conveying fresh pasta or dough, thanks to its properties, Spiraflex allows the steam sprayed by the machinery inside a tunnel, to eliminate the residual flour of the product.

In the case of liquorice transport Spiraflex resists to the steam used to get a glossy finish on the surface of product.

TYPE	HYBRID VACUUM	SPIRAFLEX
		
CONVEYOR BELT	Polyester open mesh with PUCON	Spiraflex
CONVEYOR BELT FABRIC	Rigid polyester	Polyester
MEGALINEAR BELT TYPE AND PITCH	H, T5, T10, HTD5, HTD8M, STD8M	H, T5, T10, HTD5, HTD8M, STD8M
MEGALINEAR CORD TYPES	Kevlar®, No cord	Kevlar®, No cord
MEGALINEAR DUROMETER/ COLOR	92A White	92A White
MEGALINEAR NFT	Yes	Yes
# OF MEGALINEAR BELTS	Two, belt edges	Two, belt edges
MAX BELT WIDTH	1000mm	2000mm
ADVANTAGES	<ul style="list-style-type: none"> • Driven speeds up to 500M/min. • Precision positioning • Energy savings • Enables compact conveyor designs • Open mesh allows vacuum or drainage 	<ul style="list-style-type: none"> • Excellent suction properties • Customization • Low weight
INDUSTRIES	 Packaging  Material handling  Medical Industry  Food  Robotics & Automation	 Medical Industry  Food

COATING SILICONE AND NEOPRENE

Megadyne has developed state of the art processes for applying silicone and neoprene to stable and elastic substrates. Ongoing investments in automation with a strategic focus on process controls and high quality repeatability have been made. Through continuous material feed, increased speeds, line efficiency and operator engagement with screen panel controls, we are able to maintain extremely tight manufacturing tolerances and high quality standards.

Coated belts are commonly used in product handling applications where environmental or special handling features are needed. Additionally, a thin coating on certain substrates allow for the finished product to offer low flex enabling the belt to be used on low profile conveyors where designs such as knife edge pulleys are common.


FDA Silicone allows use of our product in applications such as hygienic goods and medical related parts and components. Silicone is an excellent cover material where the use of glues and adhesives are present in product manufacturing and require easy release and clean up. Silicone also has excellent heat resistance making it an ideal solution for applications in high heat environments.

Neoprene rubber can be formulated to provide good chemical and wear resistance, anti-static features and self-extinguishing (UL94V) non-flammable properties for use in precision conveying applications. Our neoprene rubber covers can be applied to various substrates.

Both Silicone and Neoprene coated products can be further customised with modifications such as holes and slots to meet application needs such as vacuum draw

Material	RTV Silicone	Neoprene
Hardness (Shore A)	40, 70 (25-70 capable)	55
Colour		
Thickness Range (mm)	1-10	0.5-1
Working Temp Range (°C)	-40/+230	-20/+120
Abrasion Resistance	Good	Very Good
Oil Resistance	Poor	Good
FOOD CONTACT APPROVED	yes*	-
Rubber Timing Belts	yes	yes
Molded PU Timing Belts	yes	yes
Open End TPU Timing Belts	yes	yes
Truly Endless Flex TPU Belts	yes	yes
Rubber Multi-Rib V- Belts	yes	yes
Urethane Multi-Rib V-Belts	yes	yes
Rubber Banded V-Belts	yes	yes
Rubber Flat Belts	yes	yes
Woven & Knitted Polyester	yes	yes
Woven Kevlar®	yes	yes
Engineered Belts	yes	-
Foams	yes	-

*Contact Customer Support for Details
Kevlar® is a registered trademark of DuPont



BELARUS

Minsk
Phone +375 17 2802486
Info.by@megadynegroup.com

BRASIL

Sorocaba
Phone +55 15 2101 7700
Info.br@megadynegroup.com

CANADA

Edmonton
Phone: +1 780 461 4400
Info.ca@megadynegroup.com

Montreal

Phone: +1 514 31 2341
Info.ca@megadynegroup.com

Toronto

Phone: +1 905 602 4400
Info.ca@megadynegroup.com

CHINA

Beijing
Phone +86 10 8150 7478
info.cn@megadynegroup.com

Fujian

Phone +86 595 8816 0309
info.cn@megadynegroup.com

Ningbo*

Phone +86 574 86505008
info.cn@megadynegroup.com

Qingdao*

Phone +86 532-86580951
info.cn@megadynegroup.com

Shanghai

Phone +86 21 5447 1473
info.cn@megadynegroup.com

Xi'an

Phone +86 29 86358108
info.cn@megadynegroup.com

COLOMBIA

Bogotá
Phone: + 57 (1) 471 0503
Info.co@megadynegroup.com

Cartagena

Phone: + 57 (5) 672 997
Info.co@megadynegroup.com

CZECH REPUBLIC

Prague
Phone +420 2 8481 7181
Info.cz@megadynegroup.com

FRANCE

Paris
Phone +33 1 6079 8200
info.fr@megadynegroup.com

St. Jean De Maurienne*

info.fr@megadynegroup.com

GERMANY

Borchen
Phone +49 5251 8735 0
info.de@megadynegroup.com

Elchingen*

info.de@megadynegroup.com

HUNGARY

Budapest
Phone +36 23 428 628
info.hu@megadynegroup.com

INDIA

Chennai*
Phone +91 98841 81175
info.in@megadynegroup.com

ISRAEL

Caesarea
Phone +972 4 6371485
sales@megabelt.co.il

ITALY

Turin*
Phone +39 011 926 8052
info@megadynegroup.com

Milan*

Phone +39 039 689 601
info.it@megadynegroup.com

Pescara

Phone +39 085 9700547
info.it@megadynegroup.com

Venice

Phone: +39 041 929 367
info.it@megadynegroup.com

MEXICO

Mexico C.P.
Phone +52 55 5587 3680
info.mx@megadynegroup.com

PERU

Lima
Phone + 51 713 0069
info.pe@megadynegroup.com

POLAND

Bydgoszcz*
Phone +48 52 348 77 12
info.pl@megadynegroup.com

SOUTH AFRICA

Johannesburg
Phone +27 (0)12 661 1652
info.za@megadynegroup.com

Cape Town

Phone +27 (0)21 9820772
info.za@megadynegroup.com

SPAIN

Barcelona*
Phone + 34 933 774 441
www.avetm.com

Vilanova*

Phone +34 93 811 5450
info.es@megadynegroup.com

SWEDEN

Kristianstad
Phone +46 10 1309600
info.se@megadynegroup.com

THAILAND

Bangkok
Phone: +66 966 207648
info.th@megadynegroup.com

TURKEY

Izmir*
Phone +90 232 877 07 00
info.tr@megadynegroup.com

U.K.

Birmingham
Phone: +44 1384 215 021
info.uk@megadynegroup.com

U.S.A

California
Phone +1 323 265 8061
info.us@megadynegroup.com

Florida

Phone +1 813 241 4111
info.us@megadynegroup.com

Georgia*

info.us@megadynegroup.com

Illinois

Phone: +1630 752 0600
info.us@megadynegroup.com

New Jersey Americas HQ

Phone +1 973 227 4904
info.us@megadynegroup.com

New York*

Phone +1 716 667-7450
info.us@megadynegroup.com

North Carolina*

info.us@megadynegroup.com

Oregon

Phone +1 503 231 7224
info.us@megadynegroup.com

Texas

Phone +1 972 438 6992
info.us@megadynegroup.com

HEADQUARTERS

ITALY Turin
Via S. Lucia, 114
10075 Mathi (Torino)
Phone +39 011 926 8052
info@megadynegroup.com

www.megadynegroup.com

